



Sequoia Union Board of Trustees Regular Board Meeting February 9, 2023 at 6:00 p.m.

A regular meeting of the Board of the Sequoia Union Elementary School will be held at 23958 Avenue 324, Lemon Cove, CA.

In compliance with the Americans with Disabilities Act, for those requiring special assistance to access the Board meeting room, to access written documents being discussed at the Board meeting, or to otherwise participate at Board meetings, please contact the school office at (559) 564-2106 for assistance. Notification at least 48 hours before the meeting will enable the District to make reasonable arrangements to ensure accessibility to the Board meeting and to provide any required accommodations, auxiliary aids or services.

Documents provided to a majority of the Governing Board regarding an open session item on this agenda will be made available for public inspection in the District office located at 23958 Ave. 324, Lemon Cove, California during normal business hours and on the website at <https://www.sequoiaunion.org/>

- 1. CALL TO ORDER at 6:00 pm**
- 2. FLAG SALUTE**
- 3. APPROVAL OF AGENDA**
- 4. COMMENTS FROM THE PUBLIC**

Board Policy #9323 allows each individual speaker three minutes for public comment. The public may choose to address the board on any non agenda item at this time, or on an agenda item at this time or at the time of the item's discussion. Before making a comment, please gain recognition from the Chair and direct your comments through the Chair. Due to COVID-19, if you wish to submit a comment virtually you may do so online at <https://bit.ly/SUpubliccomment>. Comments must be submitted one hour prior to the scheduled meeting opening to ensure they will be read. The same requirements relating to the three minute limit apply to written comments also. Comments submitted after the opening of the meeting, but before adjournment will be recorded in the minutes.

- 5. DISCUSSION & REPORTS**

[5.1 Superintendent Report](#)

[5.2 School Farm Report](#)

[5.3 Business Report](#)

[5.4 Developer Fees and what they can be spent to fund](#)

[5.5 Discussion on creating a separate account item from the School Reserve to fund the](#)



School Farm

[5.6 Discussion on creating a 501C3 for an AG Foundation](#)

[5.7 Discussion on the bonding capacity for Sequoia Union](#)

[5.8 Discuss and Fill Out Form 700](#)

[5.9 P.T.C. Report](#)

6. CONSENT ACTION ITEMS

[6.1 Budget Report District](#)

[6.2 Budget Report Charter](#)

[6.3 Cafeteria Report](#)

[6.4 Enrollment Report District](#)

[6.5 Enrollment Report Charter](#)

[6.6 Payroll Report](#)

[6.7 Vendor Payment Report](#)

7. OTHER ACTION ITEMS

[7.1 Approve the Minutes for the January 12, 2023 Regular Board Meeting](#)

[7.2 Create an Account Line of \\$100,000 taken from the School Reserve Fund to fund the School Farm as a Capital Investment](#)

[7.3 Approve Board Resolution 2022-23-006 for the Creation of Fund 356 for the New TK/K Building Grant Construction Funds](#)

[7.4 Approve the Mangini Associates Invoice for Stage 1 Schematic Design of TK Classroom Buildings](#)

[7.5 Approve the 2022 Sequoia Union SARC](#)

[7.6 Approve the 2023 Sequoia Union Elementary School District and Sequoia Elementary Charter School Comprehensive School Safety Plan](#)

[7.7 Approve the Filing of a Petition to Tulare County Office of Education Superintendent Of Schools to expand the Sequoia Union Elementary School District Boundary to include all of Mehrten Valley](#)

[7.8 Approve the A.B. 361 "State of Emergency" Teleconferencing Provisions for the Brown Act](#)

[7.9 Approve the Interdistrict Transfers OUT](#)

[7.10 Proposed Revisions to Board Policy and Administrative Regulation 5141.21 -](#)

Administering Medication and Monitoring Health Conditions. Waiver of Second and Third Reading of Proposed/Revised Board Policy and Administrative Regulation 5141.21 -



SEQUOIA UNION | ELEMENTARY SCHOOL

Administering Medication - Administering Medication and Monitoring Health Conditions.

Consider Adoption of Revised Board Policy and Administrative Regulation 5141.21 -

Administering Medication and Monitoring Health Conditions.

[7.11 Superintendent Salary Increase Proposal](#)

8. ORGANIZATIONAL BUSINESS

8.1 Consideration of Agenda Items the Board Wishes to Discuss in Future Meetings

9. CLOSED SESSION

9.1 GOVERNMENT CODE SECTION 54957: PUBLIC EMPLOYEE

APPOINTMENT/EMPLOYMENT, TITLE: SUPERINTENDENT/PRINCIPAL

10. ADJOURNMENT



SEQUOIA UNION | ELEMENTARY SCHOOL

Mr. Ken Horn
Superintendent/Principal

5. DISCUSSION & REPORTS: 5.1 Superintendent Report

Small School, Big Heart

23958 AVE 324/P.O. Box 44260
LEMON COVE, CA 93244-4260

PHONE: 559-564-2106
FAX 559-564-2136



Mr. Ken Horn
Superintendent/Principal

Superintendents Report

Our students have begun basketball season and have competed in a basketball tournament in Tulare, two home games, and a road game as of the writing of this report. Our teams are competing and doing well. I have noticed that the basketball team has brought kids together who are playing with each other at recess that normally didn't hang around with each other. I think sports is an added benefit to making friends at school.

On Friday, January 27th, we held our first Jog-a-thon in over three years. I want to thank the P.T.C. for providing all of the hot dogs and other items for lunch and for providing the manpower to help our staff operate the event. Our staff and our students enjoyed the day of competition.

This past Friday, February 3rd, we held our Spelling Bee. The winners of the Spelling Bee go on to compete at the County Spelling Bee in March. Our students also competed in the County History Day completion at TCOE on February 7th.

Back in mid-January we noticed that we had bubbles in a puddle over by the Boiler Room. It was a gas leak. So, we turned off the gas to the 1-5 and 6-10 wings of the school for the remainder of the day. We had the lines dug up and replaced. Now our rooms are nice and warm.

We had the Tulare County Sherriff come out to train our staff on Hide, Fight, or Flight training in case of an intruder on campus. While this is always a stressful topic to get training on, the team from the Tulare County Sherriff's did a good job keeping us engaged and using humor between the trainers to help with the stress of the topic.

We are moving forward with the replacement of the well pump and that will then provide an opportunity for us to replace the broken sprinkler system on the West field and get the lawn nice and green and keep it that way for our students.

February will bring many Field Trip opportunities including the Math Bowl, and the Tulare County Farm Show. We look forward to all of the coming Field Trips for all of our students in each grade level. Teachers have picked exciting places for them to visit that ties in directly to standard in their grade level. We thank P.T.C. for providing us with the funds to take trips to great learning places.

Small School, Big Heart



SEQUOIA UNION | **ELEMENTARY SCHOOL**

5. DISCUSSION & REPORTS: 5.2 School Farm Repot



Mr. Ken Horn
Superintendent/Principal

School Farm Report

I met with Edgar Sanchez from Mangini Associates about our School Farm plans. I had already sent him the PDF of the plans and he brought the map of the school that shows all of the buildings, including the new buildings that will be built over the next three years. We reviewed the draft blueprint of the School Farm and I suggested some changes as we go forward. We talked about the classroom that will be on the school farm and what the usage would be. We then did a walk around of the actual farm property so he could have a better idea of the size of the project. His next steps are to get a bid for the property to be surveyed so we know exactly where the property lines are. He is also going to submit a proposal to me for Mangini to manage the project so we ensure that it gets done, and it is all following C.D.E. codes and regulations.

We have secured 5 parents who are in the Ag. Industry and want to be a part of the AG Advisory Committee: Brian Nuefeld; Erick Hopkins, Anthony Ratekin, Blake Mauritson, and Tim Tucker. We will have a meeting the last week of February.

Small School, Big Heart



SEQUOIA UNION | **ELEMENTARY SCHOOL**

5. DISCUSSION & REPORTS: 5.3 Business Report



Business Report

EDGARDO MONROY, MBA

BUSINESS MANAGER

FEBRUARY 9, 2023

Agenda

- Enrollment
- Attendance
- Budget Reports
- Vendor Payments
- Payroll
- Bank Account Balances
- Questions

Enrollment Summary by Grade

01/30/2023 to 02/24/2023 = 18 school days

Grade	Enrollment Beginning Period	Gain	Loss	Enrollment End Period
TK-K	58	0	0	58
1	33	0	0	33
2	42	0	0	42
3	39	1	0	40
4	39	0	0	39
5	40	0	0	40
6	49	0	0	49
7	37	0	0	37
8	42	1	0	43

Attendance Summary by Grade

01/30/2023 to 02/24/2023 = 18 school days

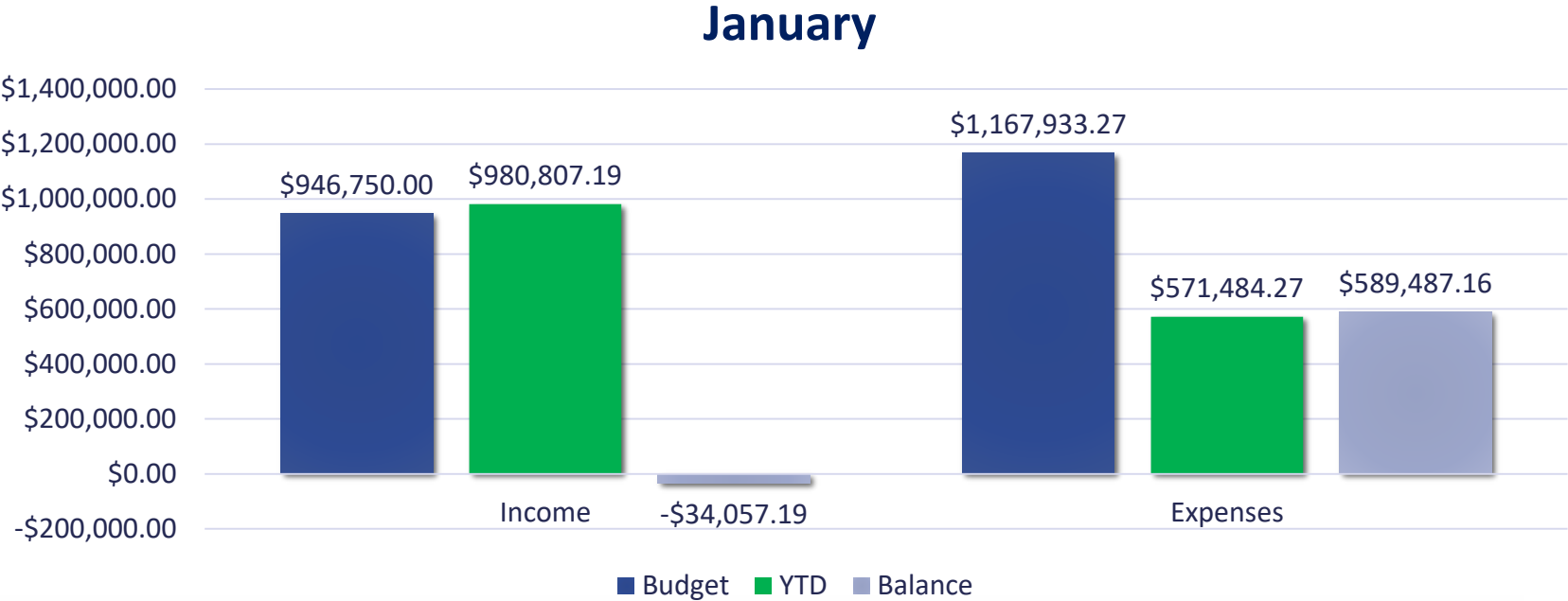
Grade	Actual Days	Days Absent	Days Attended	ADA Percent
TK-K	1044	16	1027	98.37%
1	594	6	588	98.99%
2	756	9	747	98.81%
3	720	5	709	99.16%
4	702	8	694	98.86%
5	720	5	715	99.31%
6	882	9	873	98.98%
7	666	5	661	99.25%
8	774	9	760	98.83%

Budget Reports

- FUND 01 DISTRICT BUDGET
- FUND 09 CHARTER BUDGET
- FUND 130 CAFETERIA BUDGET
- FUND 251 DEVELOPER FEES

District Fund 010

As of 02/03/2023



42 - Sequoia Union Elementary School District

BUDGET REPORT

BDG113

2/3/2023

Page 24 of 24

FY: 2023

12:18:05PM

FROM: 7/1/2022 TO 6/30/2023

FUND: 010 - General Fund

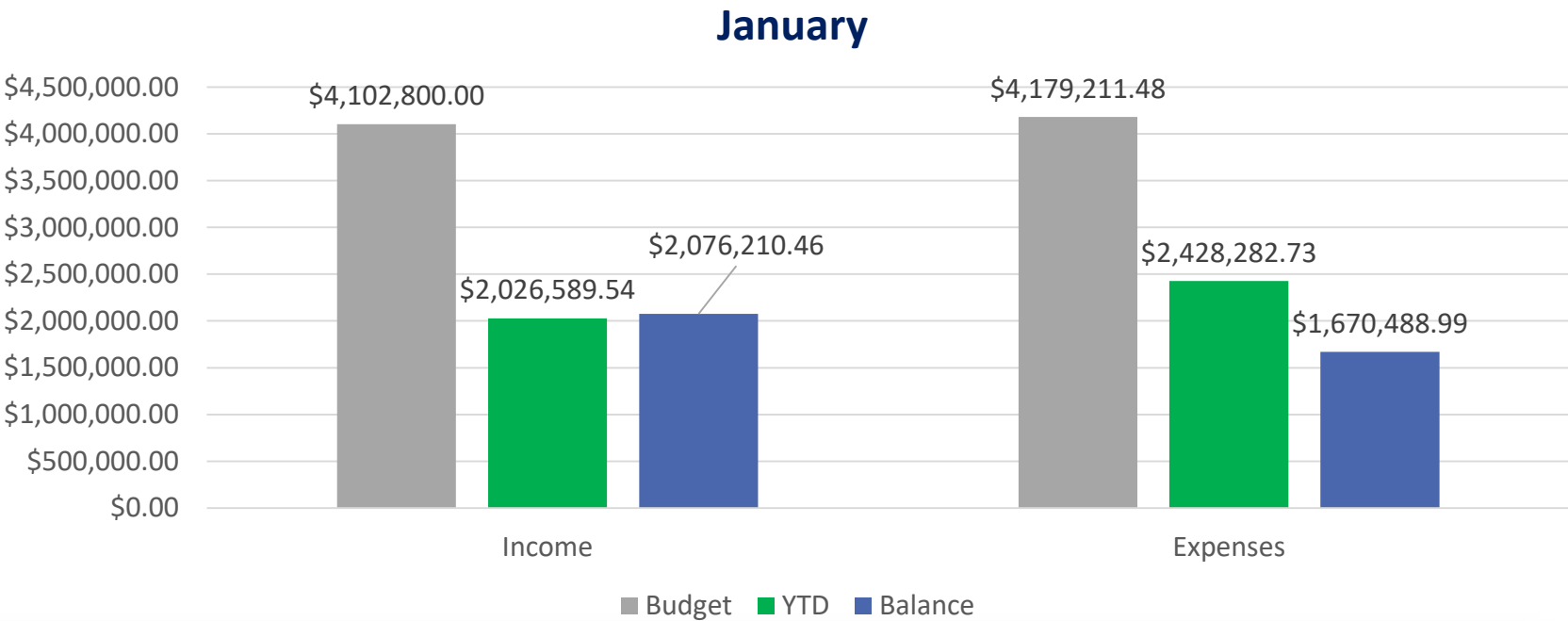
						UNENCUMBERED		
FD	RE	PY	GO	FN	OB	SI	L2	
						Working	Current	Year To Date
								%
						Encumbered	Balance	%

SUMMARY FOR 010 - GENERAL FUND

		Current	Year To Date	%	Encumbered	Balance	%
TOTAL: INCOME	946,750.00	980,807.19	980,807.19	103.60	0.00	(34,057.19)	0.00
TOTAL: 1000-5000	1,019,008.27	525,082.71	525,082.71	51.53	6,961.84	486,963.72	47.79
TOTAL: 1000-6000	1,091,508.27	567,171.80	567,171.80	51.96	6,961.84	517,374.63	47.40
TOTAL: EXPENSES	1,167,933.27	571,484.27	571,484.27	48.93	6,961.84	589,487.16	50.47

Charter Fund 090

As of 02/03/2023



42 - Sequoia Union Elementary School District

BUDGET REPORT

BDG113

2/3/2023

Page 23 of 23

FY: 2023

12:19:16PM

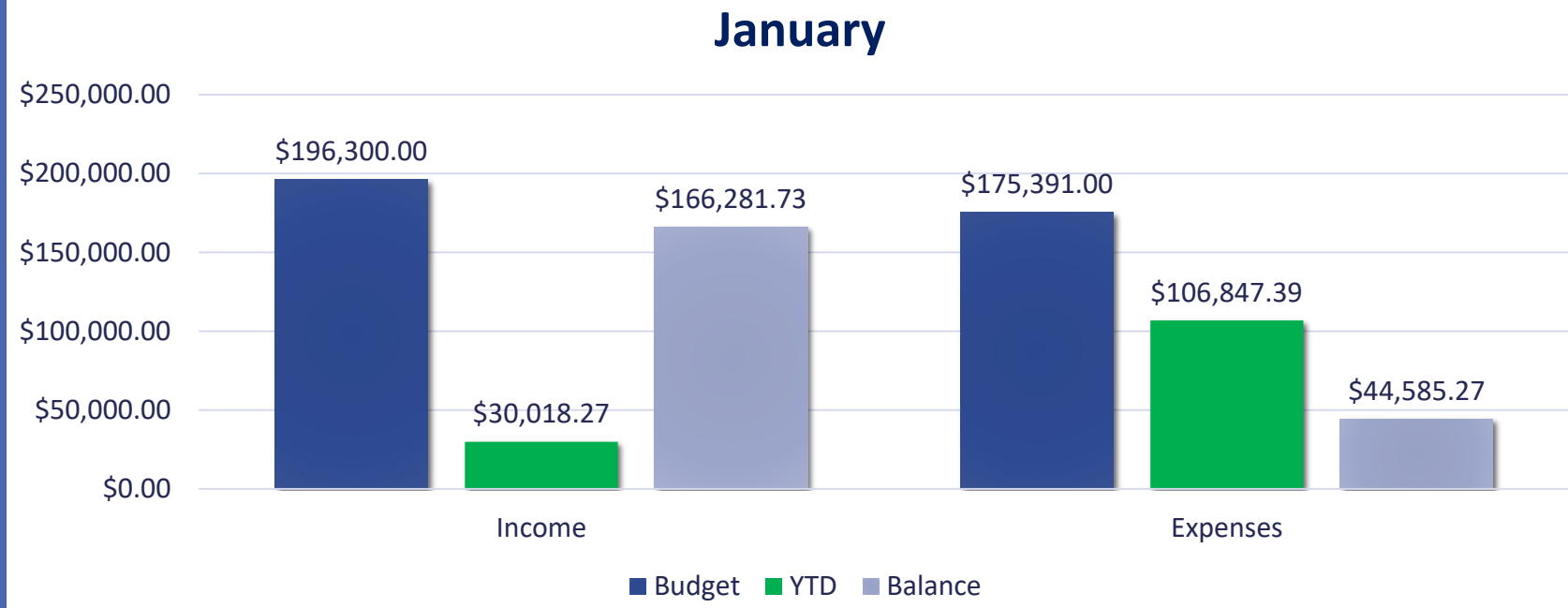
FROM: 7/1/2022 TO 6/30/2023

FUND: 090 - Charter Schools Special Revenue Fund

						UNENCUMBERED		
FD	RE	PY	GO	FN	OB	SI	L2	
						Working	Current	Year To Date
								%
						Encumbered	Balance	%
SUMMARY FOR 090 - CHARTER SCHOOLS SPECIAL REVENUE FUND								
						Current	Year To Date	%
						Encumbered	Balance	%
TOTAL: INCOME						4,102,800.00	2,026,589.54	49.40
TOTAL: 1000-5000						4,151,506.48	2,400,578.81	57.82
TOTAL: 1000-6000						4,151,506.48	2,400,578.81	57.82
TOTAL: EXPENSES						4,179,211.48	2,428,282.73	58.10

Cafeteria Fund 130

As of 01/06/2023



42 - Sequoia Union Elementary School District

BUDGET REPORT

BDG113

2/3/2023

Page 4 of 4

FY: 2023

12:22:35PM

FROM: 7/1/2022 TO 6/30/2023

FUND: 130 - Cafeteria Special Revenue Fund

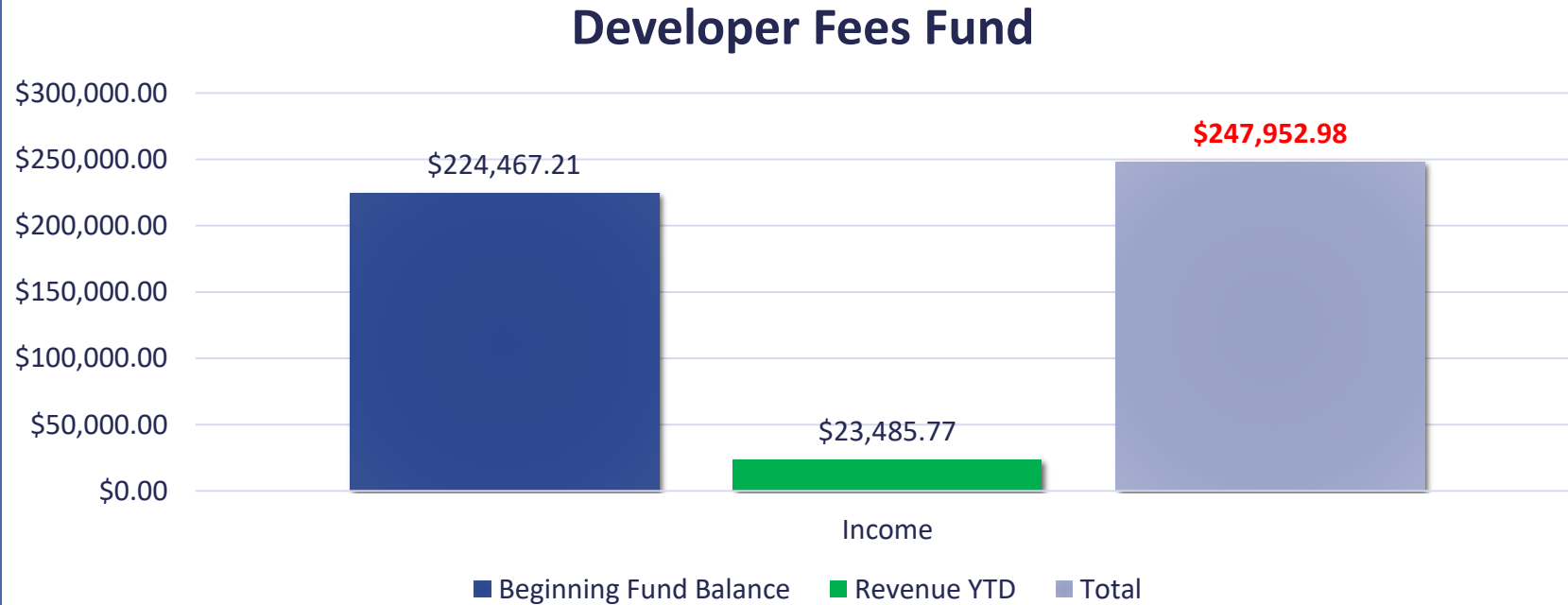
						UNENCUMBERED		
FD	RE	PY	GO	FN	OB	SI	L2	
						Working	Current	Year To Date
						%	Encumbered	Balance
						%		%

SUMMARY FOR 130 - CAFETERIA SPECIAL REVENUE FUND

		Current	Year To Date	%	Encumbered	Balance	%
TOTAL: INCOME	196,300.00	30,018.27	30,018.27	15.29	0.00	166,281.73	84.71
TOTAL: 1000-5000	175,391.00	106,847.39	106,847.39	60.92	23,958.34	44,585.27	25.42
TOTAL: 1000-6000	175,391.00	106,847.39	106,847.39	60.92	23,958.34	44,585.27	25.42
TOTAL: EXPENSES	175,391.00	106,847.39	106,847.39	60.92	23,958.34	44,585.27	25.42

Developer Fees Fund 251

As of 02/03/2023



California Code, Education Code - EDC § 17620

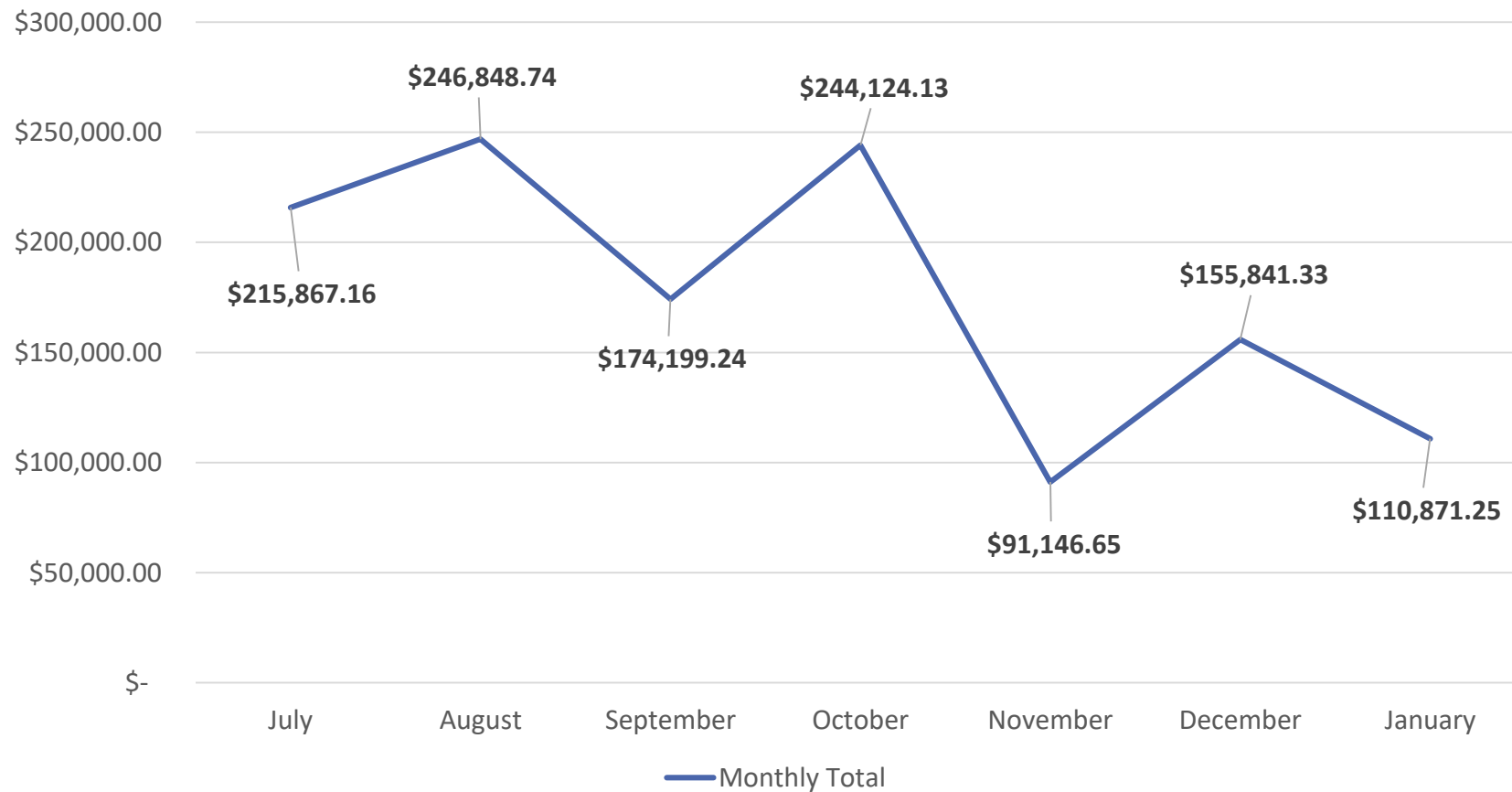
(a)(1) The governing board of any school district is authorized to levy a fee, charge, dedication, or other requirement against any construction within the boundaries of the district, for the purpose of funding the construction or reconstruction of school facilities, subject to any limitations set forth in Chapter 4.9 (commencing with [Section 65995](#)) of Division 1 of Title 7 of the Government Code.

January Vendor Payments

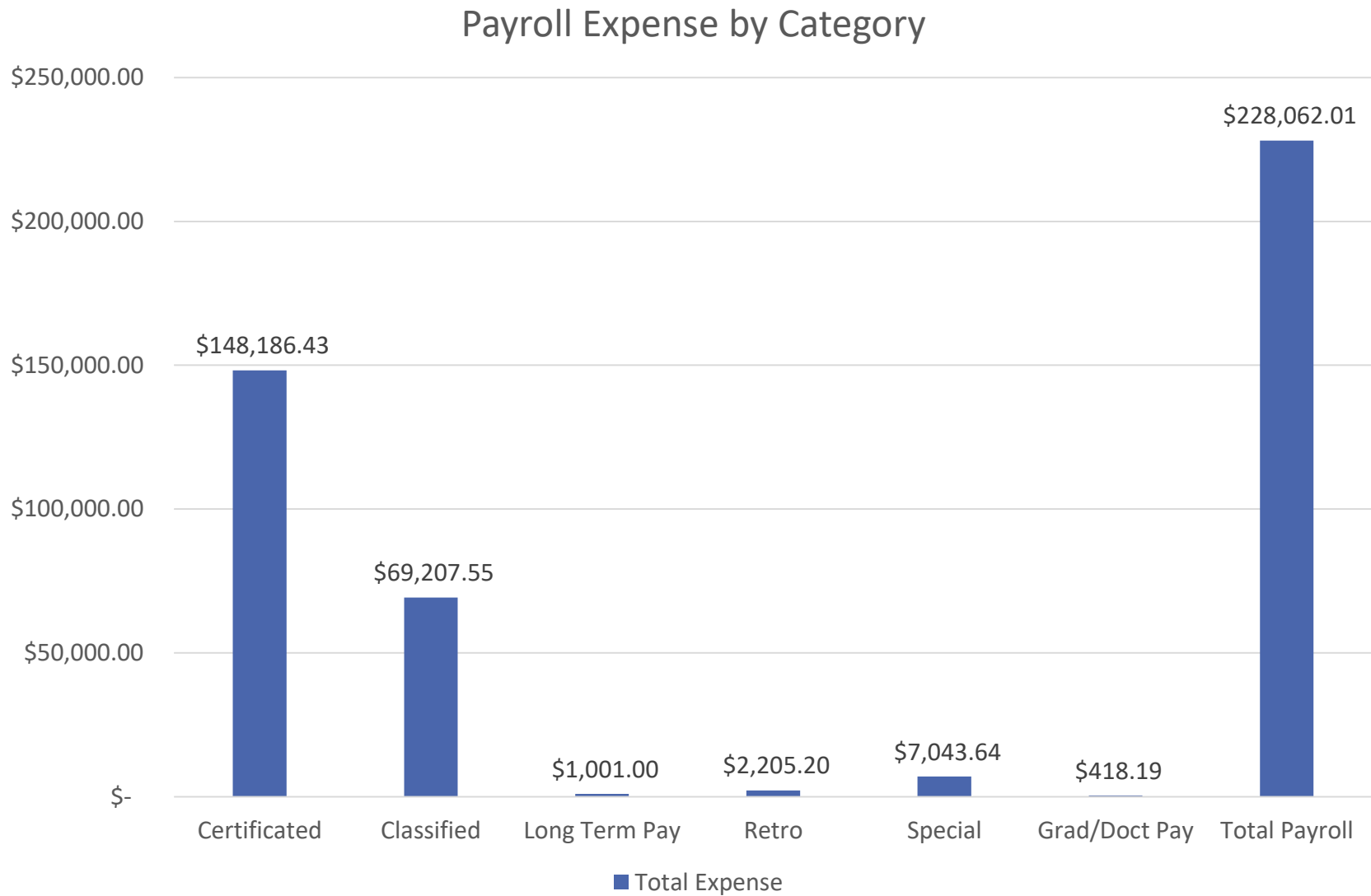
Date	Amount
01/06/2023	\$52,828.84
01/12/2023	\$26,407.78
01/26/2023	\$31,634.63
Total	\$110,871.25

Vendor Payments by Month

As of January 2023



January Payroll



Bank Reconciliation Balances

Revolving Account
\$2,087.95



Student Body Account
\$11,603.17

Questions



5. DISCUSSION & REPORTS: 5.4 Developer Fees and what they can be spent to fund

These fees are collected to fund the construction of school facilities necessitated by the impact of residential and commercial development activity. In addition, developer fees can also be used to fund the reconstruction of the school facilities to accommodate students generated from new development projects.

I spoke to Josh Whiteside from Lozano-Smith and he feels that we can make a case that since our enrollment is increasing that the need for an additional classroom for the AG classes can be justified, because there is no current open classroom due to the increase student enrollment.

We have \$225,000 in developer fees. In speaking to Edgardo Sanchez from Mangini and Associates, he doesn't feel that is enough money to build a classroom, but should cover most if not all of the cost for a portable classroom for the School AG program to use.



5. DISCUSSION & REPORTS: 5.5 Discussion on creating a separate account item from the School Reserve to fund the School Farm

I spoke to Josh Whiteside from Lozano-Smith and he said it is legal for the School Board to direct the Administration to create a separate line item in the budget to fund the School Farm and to move over a portion of the reserve funds to start this fund. Josh said the Board could also direct the Administration to put a certain percentage into the School Farm fund each year, but warned that in a down year, or a budget neutral year, he would recommend not funding the line item.



5. DISCUSSION & REPORTS: 5.6 Discussion on creating a 501C3 for an AG Foundation

A 501c would have to be a separate legal entity so the District would not be able to establish the AG Foundation as the District. However, the P.T.C. could organize the AG Foundation 501c and use the District's name/logo with the Boards permission consistent with Board Policy 1260 to fundraise for specific purposes (e.g.: to donate to the School farm program for supplies, certain named projects, etc.). This would be consistent with B.P. 3290: Gifts, Grants and Bequests.



5. DISCUSSION & REPORTS: 5.7 Discussion on the bonding capacity for Sequoia Union

According to Ken Reynolds, the Chairman of Schoolworks, which is the company we partner with on our facilities planning, demographic analysis, management of grants, and State building program eligibility, our District has a \$4.4 million bonding capacity and we would qualify to put a bond forward with voters for between 2.7 and 3 million dollars. This would go towards building the School Farm and other critical infrastructure projects for the school.

A local school bond measure generates funds for repair, construction or replacement of school facilities. In a bond election, voters decide whether to authorize a school district to issue bonds in a specified amount. Investors who buy the bonds are paid back, with interest, using funds collected through property taxes.



SEQUOIA UNION | ELEMENTARY SCHOOL

5. DISCUSSION & REPORTS: 5.8 Discuss and Fill Out Form 700

The Political Reform Act requires certain officials and employees who serve in positions designated in an agency's Conflict-of-Interest Code to file a Statement of Economic Interest (Form 700). Forms must be filed within your agency by April 3rd. Once filed, the form is a public document and must be made available to the public on request (section 81008).

**STATEMENT OF ECONOMIC INTERESTS
COVER PAGE
A PUBLIC DOCUMENT**

Date Initial Filing Received
Filing Official Use Only

Please type or print in ink.

NAME OF FILER (LAST) (FIRST) (MIDDLE)

1. Office, Agency, or Court

Agency Name (Do not use acronyms)

Division, Board, Department, District, if applicable

Your Position

► If filing for multiple positions, list below or on an attachment. (Do not use acronyms)

Agency: Position:

2. Jurisdiction of Office (Check at least one box)

☐ State

☐ Judge, Retired Judge, Pro Tem Judge, or Court Commissioner
(Statewide Jurisdiction)

☐ Multi-County

☐ County of

☐ City of

☐ Other

3. Type of Statement (Check at least one box)

☐ **Annual:** The period covered is January 1, 2022, through
December 31, 2022.

-or-

The period covered is / / , through
December 31, 2022.

☐ **Assuming Office:** Date assumed / /

☐ **Leaving Office:** Date Left / /
(Check one circle.)

☐ The period covered is January 1, 2022, through the date of
leaving office.

-or-

☐ The period covered is / / , through
the date of leaving office.

☐ **Candidate:** Date of Election and office sought, if different than Part 1:

4. Schedule Summary (required)

► Total number of pages including this cover page:

Schedules attached

☐ **Schedule A-1 - Investments** – schedule attached

☐ **Schedule C - Income, Loans, & Business Positions** – schedule attached

☐ **Schedule A-2 - Investments** – schedule attached

☐ **Schedule D - Income – Gifts** – schedule attached

☐ **Schedule B - Real Property** – schedule attached

☐ **Schedule E - Income – Gifts – Travel Payments** – schedule attached

-or- ☐ **None** - No reportable interests on any schedule

5. Verification

MAILING ADDRESS STREET CITY STATE ZIP CODE
(Business or Agency Address Recommended - Public Document)

DAYTIME TELEPHONE NUMBER EMAIL ADDRESS
()

I have used all reasonable diligence in preparing this statement. I have reviewed this statement and to the best of my knowledge the information contained
herein and in any attached schedules is true and complete. I acknowledge this is a public document.

I certify under penalty of perjury under the laws of the State of California that the foregoing is true and correct.

Date Signed (month, day, year)

Signature (File the originally signed paper statement with your filing official.)



SEQUOIA UNION | **ELEMENTARY SCHOOL**

5. DISCUSSION & REPORTS: 5.9: PTC Report



February 2nd, 2023

The Parents Guild has been busy with several projects over the past month.

On January 20th we had our annual Jog-A-Thon. Most of the planning and preparation was done by Joey Howell and the 8th Grade class. We had a huge parent volunteer turnout! The parent cheer section was also impressive! So far we have raised \$14,166, including \$2,000 in sponsorships. Part of the funds will go towards the 8th Grade trip, and the remainder will go toward school beautification projects.

For the 100th day of school, a parent suggested having 100 posters of encouragement be made and hung around school. The Parents Guild and After School students helped create encouraging and positive posters. We didn't get a final count, but it was close to 100.

We are having a Parents Guild meeting this Friday to start planning for the Golf Tournament. We also purchased a Golf Ball Air cannon to use at our tournament, and also rent to other schools/organizations for their events.

We are working on getting a bid put together for a shade structure over the playground. We hope to receive it by next week.

Thank you for your support!

Heather Blevins
Parents Guild President 2022-2023



SEQUOIA UNION | **ELEMENTARY SCHOOL**

6. CONSENT ACTION ITEMS – 6.1 Budget Report District

BUDGET REPORT

BDG113

2/3/2023

Page 1 of 24

FY: 2023

12:18:05PM

FROM: 7/1/2022 TO 6/30/2023

FUND: 010 - General Fund

						UNENCUMBERED		
FD	RE	PY	GO	FN	OB	SI	L2	
						Working	Current	Year To Date
						%	Encumbered	Balance
						%		%
LCFF State Aid - Current Year								
010-00000-0-00000-00000-80110-0-0000						377,406.00	207,278.50	207,278.50
						54.90	0.00	170,127.50
TOTAL: 80110						377,406.00	207,278.50	207,278.50
						54.92	0.00	170,127.50
Education Protection Account								
010-14000-0-00000-00000-80120-0-0000						100,251.00	43,372.00	43,372.00
						43.30	0.00	56,879.00
TOTAL: 80120						100,251.00	43,372.00	43,372.00
						43.26	0.00	56,879.00
LCFF/Revenue Limit State Aid - Prior Years								
010-00000-0-00000-00000-80190-0-0000						0.00	13,862.08	13,862.08
						0.00	0.00	(13,862.08)
010-14000-0-00000-00000-80190-0-0000						0.00	0.00	0.00
TOTAL: 80190						0.00	13,862.08	13,862.08
						0.00	0.00	(13,862.08)
Secured Rolls Tax								
010-00000-0-00000-00000-80410-0-0000						605,437.00	298,791.39	298,791.39
						49.40	0.00	306,645.61
TOTAL: 80410						605,437.00	298,791.39	298,791.39
						49.35	0.00	306,645.61
Unsecured Roll Taxes								
010-00000-0-00000-00000-80420-0-0000						0.00	39,392.53	39,392.53
						0.00	0.00	(39,392.53)
TOTAL: 80420						0.00	39,392.53	39,392.53
						0.00	0.00	(39,392.53)
Prior Years' Taxes								
010-00000-0-00000-00000-80430-0-0000						0.00	0.00	0.00
						0.00	0.00	0.00
TOTAL: 80430						0.00	0.00	0.00
						0.00	0.00	0.00
Supplemental Taxes								
010-00000-0-00000-00000-80440-0-0000						0.00	0.00	0.00
						0.00	0.00	0.00
TOTAL: 80440						0.00	0.00	0.00
						0.00	0.00	0.00
Transfers to Charter Schools in Lieu of Property Taxes								
010-00000-0-00000-00000-80960-0-0000						(536,314.00)	0.00	0.00
						0.00	0.00	(536,314.00)
TOTAL: 80960						(536,314.00)	0.00	0.00
						0.00	0.00	(536,314.00)
Child Nutrition Programs								
010-54660-0-00000-00000-82200-0-0000						0.00	13,713.37	13,713.37
						0.00	0.00	(13,713.37)
TOTAL: 82200						0.00	13,713.37	13,713.37
						0.00	0.00	(13,713.37)
All Other Federal Revenue								
010-30100-0-00000-00000-82900-0-0000						3,938.00	36,196.00	36,196.00
						919.10	0.00	(32,258.00)
010-30100-3-00000-00000-82900-0-0000						5,202.00	0.00	0.00
						0.00	0.00	5,202.00
010-32100-0-00000-00000-82900-0-0000						0.00	1,395.46	1,395.46
						0.00	0.00	(1,395.46)

FROM: 7/1/2022 TO 6/30/2023

FUND: 010 - General Fund

							UNENCUMBERED							
FD	RE	PY	GO	FN	OB	SI	L2	Working	Current	Year To Date	%	Encumbered	Balance	%
010-32120-0-00000-00000-82900-0-0000								12,480.00	12,479.02	12,479.02	100.00	0.00	0.98	0.01
010-32130-0-00000-00000-82900-0-0000								13,125.00	33,792.00	33,792.00	257.50	0.00	(20,667.00)	0.00
010-32140-0-00000-00000-82900-0-0000								6,866.00	0.00	0.00	0.00	0.00	6,866.00	100.00
010-32160-0-00000-00000-82900-0-0000								0.00	7,600.00	7,600.00	0.00	0.00	(7,600.00)	0.00
010-40350-0-00000-00000-82900-0-0000								0.00	2,766.13	2,766.13	0.00	0.00	(2,766.13)	0.00
010-40350-3-00000-00000-82900-0-0000								1,120.00	0.00	0.00	0.00	0.00	1,120.00	100.00
010-41260-0-00000-00000-82900-0-0000								0.00	1,061.15	1,061.15	0.00	0.00	(1,061.15)	0.00
010-41270-0-00000-00000-82900-0-0000								0.00	550.00	550.00	0.00	0.00	(550.00)	0.00
010-41270-3-00000-00000-82900-0-0000								1,100.00	0.00	0.00	0.00	0.00	1,100.00	100.00
010-58100-0-00000-00000-82900-0-0000								0.00	0.00	0.00	0.00	0.00	0.00	0.00
010-58126-0-00000-00000-82900-0-0000								4,580.00	(444.90)	(444.90)	0.00	0.00	5,024.90	109.71
010-58126-1-00000-00000-82900-0-0000								4,398.00	0.00	0.00	0.00	0.00	4,398.00	100.00
010-58126-3-00000-00000-82900-0-0000								0.00	0.00	0.00	0.00	0.00	0.00	0.00
TOTAL: 82900								52,809.00	95,394.86	95,394.86	180.64	0.00	(42,585.86)	0.00
Mandated Cost Reimbursements														
010-00000-0-00000-00000-85500-0-0000								1,072.00	1,118.00	1,118.00	104.30	0.00	(46.00)	0.00
TOTAL: 85500								1,072.00	1,118.00	1,118.00	104.29	0.00	(46.00)	0.00
State Lottery Revenue														
010-11000-0-00000-00000-85600-0-0000								0.00	11,947.54	11,947.54	0.00	0.00	(11,947.54)	0.00
010-63000-0-00000-00000-85600-0-0000								0.00	2,101.50	2,101.50	0.00	0.00	(2,101.50)	0.00
TOTAL: 85600								0.00	14,049.04	14,049.04	0.00	0.00	(14,049.04)	0.00
All Other State Revenue														
010-00000-0-00000-00000-85900-0-0000								1,170.00	286.50	286.50	24.50	0.00	883.50	75.51
010-26000-0-00000-00000-85900-0-0000								0.00	0.00	0.00	0.00	0.00	0.00	0.00
010-60530-0-00000-00000-85900-0-0000								0.00	0.00	0.00	0.00	0.00	0.00	0.00
010-62660-0-00000-00000-85900-0-0000								12,751.00	0.00	0.00	0.00	0.00	12,751.00	100.00
010-67620-0-00000-00000-85900-0-0000								0.00	10,657.00	10,657.00	0.00	0.00	(10,657.00)	0.00
010-74220-0-00000-00000-85900-0-0000								0.00	14,127.00	14,127.00	0.00	0.00	(14,127.00)	0.00
010-74350-0-00000-00000-85900-0-0000								0.00	21,170.00	21,170.00	0.00	0.00	(21,170.00)	0.00
010-76900-0-00000-00000-85900-0-0000								158,903.00	0.00	0.00	0.00	0.00	158,903.00	100.00
TOTAL: 85900								172,824.00	46,240.50	46,240.50	26.76	0.00	126,583.50	73.24
Interest														
010-00000-0-00000-00000-86600-0-0000								17,000.00	8,730.40	8,730.40	51.40	0.00	8,269.60	48.64
TOTAL: 86600								17,000.00	8,730.40	8,730.40	51.36	0.00	8,269.60	48.64

Interest - Non-Treasury Accounts

BUDGET REPORT

BDG113

2/3/2023

Page 3 of 24

FY: 2023

12:18:05PM

FROM: 7/1/2022 TO 6/30/2023

FUND: 010 - General Fund

						UNENCUMBERED	
FD	RE	PY	GO	FN	OB	SI L2	
						Working	Current
						Year To Date	%
						Encumbered	Balance
							%
010-00000-0-00000-00000-86601-0-0000						0.00	0.00
TOTAL: 86601						0.00	0.00
Interest - Refund of Federal/State Interest							
010-00000-0-00000-00000-86602-0-0000						0.00	0.00
TOTAL: 86602						0.00	0.00
Net Increase (Decrease) in the Fair Value of Investments							
010-00000-0-00000-00000-86620-0-0000						0.00	36,339.79
TOTAL: 86620						0.00	36,339.79
All Other Local Revenue							
010-00000-0-00000-00000-86990-0-0000						35,000.00	39,162.39
010-00000-0-00000-24203-86990-0-0000						0.00	0.00
010-00099-0-00000-00000-86990-0-0000						0.00	2,097.32
010-07200-0-00000-00000-86990-0-0000						0.00	0.00
010-90570-0-00000-00000-86990-0-0000						121,265.00	121,265.02
TOTAL: 86990						156,265.00	162,524.73
All Other Transfers from JPAs							
010-00000-0-00000-00000-87830-0-0000						0.00	0.00
TOTAL: 87830						0.00	0.00
Other Authorized Interfund Transfers In							
010-00000-0-00000-00000-89190-0-0000						0.00	0.00
TOTAL: 89190						0.00	0.00
Contributions from Unrestricted Resources							
010-00000-0-00000-00000-89800-0-0000						(91,428.00)	0.00
010-06205-0-00000-00000-89800-0-0000						(57,692.00)	(57,692.00)
010-07200-0-00000-00000-89800-0-0000						37,184.00	0.00
010-07230-0-00000-00000-89800-0-0000						21,409.00	0.00
010-14000-0-00000-00000-89800-0-0000						0.00	0.00
010-30100-0-00000-00000-89800-0-0000						0.00	0.00
010-30100-3-00000-00000-89800-0-0000						5,149.00	0.00
010-81500-0-00000-00000-89800-0-0000						205,378.00	57,692.00
010-90570-0-00000-00000-89800-0-0000						(120,000.00)	0.00
TOTAL: 89800						0.00	0.00
TOTAL: 80000						946,750.00	980,807.19

BUDGET REPORT

BDG113

2/3/2023

Page 4 of 24

FY: 2023

12:18:05PM

FROM: 7/1/2022 TO 6/30/2023

FUND: 010 - General Fund

						UNENCUMBERED		
FD	RE	PY	GO	FN	OB	SI	L2	
						Working	Current	Year To Date
						%	Encumbered	Balance
						%		
TOTAL INCOME:						946,750.00	980,807.19	980,807.19
						103.60	0.00	(34,057.19)
								0.00
Certificated Teachers` Salaries								
010-00000-0-11100-10000-11000-0-0000						109,040.01	44,703.10	44,703.10
010-07200-0-11100-10000-11000-0-0000					C	0.00	0.00	0.00
010-07200-0-11100-10000-11000-0-0101						0.00	0.00	0.00
010-07200-0-11100-10000-11000-0-0105						0.00	0.00	0.00
010-07200-0-11100-10000-11000-0-0106						0.00	0.00	0.00
010-14000-0-11100-10000-11000-0-0000						82,000.16	63,923.36	63,923.36
010-30100-0-11100-10000-11000-0-0105						0.00	0.00	0.00
010-30100-3-11100-10000-11000-0-0105						0.00	0.00	0.00
010-32130-0-11100-10000-11000-0-0101						8,399.00	4,742.98	4,742.98
TOTAL: 11000						199,439.17	113,369.44	113,369.44
								56.84
							0.00	86,069.73
								43.16
Substitute Teachers								
010-00000-0-11100-10000-11002-0-0000						10,000.00	2,403.75	2,403.75
010-32130-0-11100-10000-11002-0-0000					C	0.00	0.00	0.00
TOTAL: 11002						10,000.00	2,403.75	2,403.75
								24.04
							0.00	7,596.25
								75.96
Teacher - Auxilary								
010-00000-0-11100-40000-11003-0-0000						671.00	620.00	620.00
010-00000-0-11100-41000-11003-0-0000						0.00	0.00	0.00
010-00000-0-11100-41000-11003-0-0203						0.00	0.00	0.00
010-11000-0-11100-41000-11003-0-0203						110.00	292.52	292.52
010-32100-0-11100-10000-11003-0-0000						0.00	1,273.42	1,273.42
010-32130-0-11100-10000-11003-0-0307						275.00	0.00	0.00
TOTAL: 11003						1,056.00	2,185.94	2,185.94
								207.00
							0.00	(1,129.94)
								0.00
Certificated Supervisors and Administrators Salaries								
010-00000-0-00000-27000-13000-0-0000					C	0.00	0.00	0.00
010-00000-0-00000-71500-13000-0-0000						44,176.00	25,769.10	25,769.10
010-07200-0-11100-21100-13000-0-0000					C	0.00	0.00	0.00
010-07200-0-11100-21100-13000-0-0104						0.00	0.00	0.00
010-07200-0-11100-21100-13000-0-0112						0.00	0.00	0.00
010-62660-0-11100-21000-13000-0-0104						2,640.00	1,320.00	1,320.00
010-62660-0-11100-21100-13000-0-0104						0.00	0.00	0.00
TOTAL: 13000						46,816.00	27,089.10	27,089.10
								57.86
							0.00	19,726.90
								42.14
Other Certificated Salaries								

BUDGET REPORT

BDG113

2/3/2023

Page 5 of 24

FY: 2023

12:18:05PM

FROM: 7/1/2022 TO 6/30/2023

FUND: 010 - General Fund

													UNENCUMBERED			
FD	RE	PY	GO	FN	OB	SI	L2			Working	Current	Year To Date	%	Encumbered	Balance	%
010-00000-0-11100-40000-19000-0-0000									C	0.00	0.00	0.00	0.00	0.00	0.00	0.00
010-07200-0-00000-24200-19000-0-0000									C	0.00	0.00	0.00	0.00	0.00	0.00	0.00
TOTAL: 19000										0.00	0.00	0.00	0.00	0.00	0.00	0.00
TOTAL: 10000										257,311.17	145,048.23	145,048.23	56.37	0.00	112,262.94	43.63
Classified Instructional Salaries																
010-00000-0-11100-10000-21000-0-0000									C	0.00	0.00	0.00	0.00	0.00	0.00	0.00
010-00000-0-11100-40000-21000-0-0000									C	0.00	0.00	0.00	0.00	0.00	0.00	0.00
010-07200-0-11100-10000-21000-0-0000									C	0.00	0.00	0.00	0.00	0.00	0.00	0.00
010-07200-0-11100-10000-21000-0-0101										3,736.00	2,117.95	2,117.95	56.70	0.00	1,618.05	43.31
010-07200-0-11100-10000-21000-0-0110										6,377.00	4,378.27	4,378.27	68.70	0.00	1,998.73	31.34
010-30100-0-11100-10000-21000-0-0000									C	0.00	0.00	0.00	0.00	0.00	0.00	0.00
010-30100-0-11100-10000-21000-0-0110										2,671.00	2,588.96	2,588.96	96.90	0.00	82.04	3.07
010-30100-0-11100-10000-21000-0-0111										0.00	0.00	0.00	0.00	0.00	0.00	0.00
010-30100-3-11100-10000-21000-0-0106										4,488.00	2,458.44	2,458.44	54.80	0.00	2,029.56	45.22
010-30100-3-11100-10000-21000-0-0110										0.00	273.73	273.73	0.00	0.00	(273.73)	0.00
010-30100-3-11100-10000-21000-0-0111										0.00	0.00	0.00	0.00	0.00	0.00	0.00
TOTAL: 21000										17,272.00	11,817.35	11,817.35	68.42	0.00	5,454.65	31.58
Instructional Aides - Auxiliary																
010-00000-0-11100-40000-21003-0-0000										880.00	572.00	572.00	65.00	0.00	308.00	35.00
010-00000-0-11100-41000-21003-0-0203										0.00	0.00	0.00	0.00	0.00	0.00	0.00
010-11000-0-11100-41000-21003-0-0203										110.00	0.00	0.00	0.00	0.00	110.00	100.00
TOTAL: 21003										990.00	572.00	572.00	57.78	0.00	418.00	42.22
Classified Support Salaries																
010-00000-0-00000-81100-22000-0-0000									C	0.00	0.00	0.00	0.00	0.00	0.00	0.00
010-00000-0-00000-82000-22000-0-0000										8,440.00	5,119.66	5,119.66	60.70	0.00	3,320.34	39.34
010-00000-0-11100-40000-22000-0-0000									C	0.00	0.00	0.00	0.00	0.00	0.00	0.00
010-07200-0-00000-24203-22000-0-0202										713.00	358.04	358.04	50.20	0.00	354.96	49.78
010-07200-0-00000-31400-22000-0-0000									C	0.00	0.00	0.00	0.00	0.00	0.00	0.00
010-07200-0-00000-31400-22000-0-0308										4,760.00	2,661.86	2,661.86	55.90	0.00	2,098.14	44.08
010-07200-0-00000-36000-22000-0-0000									C	0.00	0.00	0.00	0.00	0.00	0.00	0.00
010-07230-0-00000-36000-22000-0-0000										4,467.00	2,280.40	2,280.40	51.00	0.00	2,186.60	48.95
010-26000-0-00000-82000-22000-0-0000									C	0.00	0.00	0.00	0.00	0.00	0.00	0.00
010-73880-0-00000-82000-22000-0-0000										0.00	0.00	0.00	0.00	0.00	0.00	0.00
010-81500-0-00000-81100-22000-0-0000									C	0.00	0.00	0.00	0.00	0.00	0.00	0.00
TOTAL: 22000										18,380.00	10,419.96	10,419.96	56.69	0.00	7,960.04	43.31

BUDGET REPORT

BDG113

2/3/2023

Page 6 of 24

FY: 2023

12:18:05PM

FROM: 7/1/2022 TO 6/30/2023

FUND: 010 - General Fund

						UNENCUMBERED	
FD	RE	PY	GO	FN	OB	SI	L2
						Working	Current
						Year To Date	%
						Encumbered	Balance
							%
Classified Support Salaries - Auxilary							
010-00000-0-00000-82000-22003-0-0000						1,100.00	481.67
010-07200-0-00000-31400-22003-0-0308						110.00	0.00
010-07230-0-00000-36000-22003-0-0000						1,430.00	6.21
TOTAL: 22003						2,640.00	487.88
Classified Supervisors' and Administrators' Salaries							
010-00000-0-00000-27000-23000-0-0000						385.00	0.00
010-00000-0-00000-72000-23000-0-0000						9,596.00	5,768.42
010-07200-0-00000-21000-23000-0-0000					C	0.00	0.00
010-07230-0-00000-36000-23000-0-0000						4,816.00	2,782.02
010-81500-0-00000-81100-23000-0-0000						29,187.00	18,099.50
TOTAL: 23000						43,984.00	26,649.94
Clerical, Technical and Office Staff Salaries							
010-00000-0-00000-27000-24000-0-0000						0.00	405.19
010-00000-0-00000-27000-24000-0-0207						8,818.00	4,824.47
010-00000-0-00000-72000-24000-0-0000						0.00	601.67
010-00000-0-00000-72000-24000-0-0207						3,262.00	1,343.28
010-00000-0-11100-27000-24000-0-0000					C	0.00	0.00
010-07200-0-00000-24200-24000-0-0000					C	0.00	0.00
TOTAL: 24000						12,080.00	7,174.61
Other Classified Salaries							
010-00000-0-00000-27000-29000-0-0305						0.00	0.00
010-00000-0-11100-10000-29000-0-0000						0.00	0.00
010-07200-0-00000-21000-29000-0-0107						2,128.00	1,093.95
010-07200-0-00000-24200-29000-0-0000					C	0.00	0.00
010-07200-0-00000-24200-29000-0-0202						2,128.00	1,417.28
010-07200-0-00000-27000-29000-0-0305						2,430.00	1,356.21
010-07200-0-00000-31400-29000-0-0000					C	0.00	0.00
010-30100-0-11100-10000-29000-0-0000					C	0.00	0.00
010-32130-0-00000-27000-29000-0-0000						0.00	0.00
010-32130-0-11100-10000-29000-0-0000						0.00	0.00
010-58126-0-00000-27000-29000-0-0201					C	0.00	0.00
010-58126-0-11100-10000-29000-0-0201						1,041.00	581.25
TOTAL: 29000						7,727.00	4,448.69
TOTAL: 20000						103,073.00	61,570.43

FROM: 7/1/2022 TO 6/30/2023

FUND: 010 - General Fund

							UNENCUMBERED							
FD	RE	PY	GO	FN	OB	SI L2	Working	Current	Year To Date	%	Encumbered	Balance	%	
State Teachers` Retirement System, certificated positions														
010-00000-0-00000-27000-31010-0-0000							C	0.00	0.00	0.00	0.00	0.00	0.00	
010-00000-0-00000-71500-31010-0-0000								8,438.00	4,921.91	4,921.91	58.30	0.00	3,516.09	41.67
010-00000-0-11100-10000-31010-0-0000								22,153.63	8,555.46	8,555.46	38.60	0.00	13,598.17	61.38
010-00000-0-11100-40000-31010-0-0000								168.00	118.42	118.42	70.50	0.00	49.58	29.51
010-00000-0-11100-41000-31010-0-0000								28.00	0.00	0.00	0.00	0.00	28.00	100.00
010-00000-0-11100-41000-31010-0-0203								0.00	0.00	0.00	0.00	0.00	0.00	0.00
010-07200-0-00000-24200-31010-0-0000							C	0.00	0.00	0.00	0.00	0.00	0.00	0.00
010-07200-0-11100-10000-31010-0-0000							C	0.00	0.00	0.00	0.00	0.00	0.00	0.00
010-07200-0-11100-10000-31010-0-0101								0.00	0.00	0.00	0.00	0.00	0.00	0.00
010-07200-0-11100-10000-31010-0-0105								0.00	0.00	0.00	0.00	0.00	0.00	0.00
010-07200-0-11100-10000-31010-0-0106								0.00	0.00	0.00	0.00	0.00	0.00	0.00
010-07200-0-11100-21100-31010-0-0000							C	0.00	0.00	0.00	0.00	0.00	0.00	0.00
010-07200-0-11100-21100-31010-0-0104								0.00	0.00	0.00	0.00	0.00	0.00	0.00
010-07200-0-11100-21100-31010-0-0112								0.00	0.00	0.00	0.00	0.00	0.00	0.00
010-11000-0-11100-41000-31010-0-0203								21.00	55.89	55.89	266.10	0.00	(34.89)	0.00
010-14000-0-11100-10000-31010-0-0000								15,223.59	11,960.29	11,960.29	78.60	0.00	3,263.30	21.44
010-30100-0-11100-10000-31010-0-0105								0.00	0.00	0.00	0.00	0.00	0.00	0.00
010-30100-3-11100-10000-31010-0-0105								0.00	0.00	0.00	0.00	0.00	0.00	0.00
010-32100-0-11100-10000-31010-0-0000								0.00	243.22	243.22	0.00	0.00	(243.22)	0.00
010-32130-0-11100-10000-31010-0-0000							C	0.00	0.00	0.00	0.00	0.00	0.00	0.00
010-32130-0-11100-10000-31010-0-0101								1,560.00	880.43	880.43	56.40	0.00	679.57	43.56
010-32130-0-11100-10000-31010-0-0307								53.00	0.00	0.00	0.00	0.00	53.00	100.00
010-62660-0-11100-21000-31010-0-0104								505.00	252.12	252.12	49.90	0.00	252.88	50.08
010-76900-0-00000-21000-31010-0-0000								1,549.00	0.00	0.00	0.00	0.00	1,549.00	100.00
010-76900-0-00000-24200-31010-0-0000								1,549.00	0.00	0.00	0.00	0.00	1,549.00	100.00
010-76900-0-00000-27000-31010-0-0000								13,944.00	0.00	0.00	0.00	0.00	13,944.00	100.00
010-76900-0-00000-71500-31010-0-0000								87.00	0.00	0.00	0.00	0.00	87.00	100.00
010-76900-0-11100-10000-31010-0-0000								141,774.00	0.00	0.00	0.00	0.00	141,774.00	100.00
TOTAL: 31010								207,053.22	26,987.74	26,987.74	13.03	0.00	180,065.48	86.97
State Teachers` Retirement System, classified positions														
010-00000-0-00000-27000-31020-0-0000							C	0.00	0.00	0.00	0.00	0.00	0.00	0.00
010-07200-0-00000-21000-31020-0-0107								427.00	202.48	202.48	47.40	0.00	224.52	52.58
010-07200-0-00000-24200-31020-0-0000							C	0.00	0.00	0.00	0.00	0.00	0.00	0.00
010-07200-0-00000-24200-31020-0-0202								395.00	264.26	264.26	66.90	0.00	130.74	33.10
010-30100-3-11100-10000-31020-0-0106								1,106.00	445.58	445.58	40.30	0.00	660.42	59.71
TOTAL: 31020								1,928.00	912.32	912.32	47.32	0.00	1,015.68	52.68

FY: 2023

12:18:05PM

FROM: 7/1/2022 TO 6/30/2023

FUND: 010 - General Fund

						UNENCUMBERED						
FD	RE	PY GO	FN	OB	SI L2	Working	Current	Year To Date	%	Encumbered	Balance	%
Public Employees Retirement System, certificated positions												
010-00000-0-11100-10000-32010-0-0000						0.00	0.00	0.00	0.00	0.00	0.00	0.00
TOTAL: 32010						0.00	0.00	0.00	0.00	0.00	0.00	0.00
Public Employees` Retirement System, classified positions												
010-00000-0-00000-27000-32020-0-0000						0.00	97.26	97.26	0.00	0.00	(97.26)	0.00
010-00000-0-00000-27000-32020-0-0207						2,175.00	1,161.35	1,161.35	53.40	0.00	1,013.65	46.60
010-00000-0-00000-27000-32020-0-0305						0.00	0.00	0.00	0.00	0.00	0.00	0.00
010-00000-0-00000-72000-32020-0-0000						2,391.00	1,528.66	1,528.66	63.90	0.00	862.34	36.07
010-00000-0-00000-72000-32020-0-0207						805.00	335.18	335.18	41.60	0.00	469.82	58.36
010-00000-0-00000-81100-32020-0-0000						0.00	0.00	0.00	0.00	0.00	0.00	0.00
010-00000-0-00000-82000-32020-0-0000						2,360.00	1,310.44	1,310.44	55.50	0.00	1,049.56	44.47
010-00000-0-11100-10000-32020-0-0000						0.00	0.00	0.00	0.00	0.00	0.00	0.00
010-00000-0-11100-27000-32020-0-0000						0.00	0.00	0.00	0.00	0.00	0.00	0.00
010-00000-0-11100-40000-32020-0-0000						223.00	145.12	145.12	65.10	0.00	77.88	34.92
010-00000-0-11100-41000-32020-0-0203						0.00	0.00	0.00	0.00	0.00	0.00	0.00
010-07200-0-00000-21000-32020-0-0000						0.00	0.00	0.00	0.00	0.00	0.00	0.00
010-07200-0-00000-21000-32020-0-0107						0.00	0.00	0.00	0.00	0.00	0.00	0.00
010-07200-0-00000-24203-32020-0-0202						181.00	0.00	0.00	0.00	0.00	181.00	100.00
010-07200-0-00000-27000-32020-0-0305						600.00	326.80	326.80	54.50	0.00	273.20	45.53
010-07200-0-00000-31400-32020-0-0000						0.00	0.00	0.00	0.00	0.00	0.00	0.00
010-07200-0-00000-31400-32020-0-0308						1,175.00	642.29	642.29	54.70	0.00	532.71	45.34
010-07200-0-00000-36000-32020-0-0000						0.00	0.00	0.00	0.00	0.00	0.00	0.00
010-07200-0-11100-10000-32020-0-0000						0.00	0.00	0.00	0.00	0.00	0.00	0.00
010-07200-0-11100-10000-32020-0-0101						922.00	511.69	511.69	55.50	0.00	410.31	44.50
010-07200-0-11100-10000-32020-0-0110						1,575.00	837.76	837.76	53.20	0.00	737.24	46.81
010-07230-0-00000-36000-32020-0-0000						2,655.00	1,206.38	1,206.38	45.40	0.00	1,448.62	54.56
010-11000-0-11100-41000-32020-0-0203						28.00	0.00	0.00	0.00	0.00	28.00	100.00
010-30100-0-11100-10000-32020-0-0000						0.00	0.00	0.00	0.00	0.00	0.00	0.00
010-30100-0-11100-10000-32020-0-0110						660.00	656.84	656.84	99.50	0.00	3.16	0.48
010-30100-0-11100-10000-32020-0-0111						0.00	0.00	0.00	0.00	0.00	0.00	0.00
010-30100-3-11100-10000-32020-0-0110						0.00	69.44	69.44	0.00	0.00	(69.44)	0.00
010-30100-3-11100-10000-32020-0-0111						0.00	0.00	0.00	0.00	0.00	0.00	0.00
010-58126-0-00000-27000-32020-0-0201						0.00	0.00	0.00	0.00	0.00	0.00	0.00
010-58126-0-11100-10000-32020-0-0201						256.00	140.08	140.08	54.70	0.00	115.92	45.28
010-81500-0-00000-81100-32020-0-0000						6,553.00	4,390.54	4,390.54	67.00	0.00	2,162.46	33.00
TOTAL: 32020						22,559.00	13,359.83	13,359.83	59.22	0.00	9,199.17	40.78

BUDGET REPORT

BDG113

2/3/2023

Page 9 of 24

FY: 2023

12:18:05PM

FROM: 7/1/2022 TO 6/30/2023

FUND: 010 - General Fund

						UNENCUMBERED		
FD	RE	PY	GO	FN	OB	SI	L2	
						Working	Current	Year To Date
						%	Encumbered	Balance
						%		%
OASDI, Certificated Positions								
010-00000-0-11100-10000-33012-0-0000						0.00	0.00	0.00
TOTAL: 33012						0.00	0.00	0.00
Medicare, Certificated Positions								
010-00000-0-00000-27000-33013-0-0000						0.00	0.00	0.00
010-00000-0-00000-71500-33013-0-0000						641.00	373.66	373.66
010-00000-0-11100-10000-33013-0-0000						1,681.82	683.05	683.05
010-00000-0-11100-40000-33013-0-0000						13.00	9.00	9.00
010-00000-0-11100-41000-33013-0-0000						2.00	0.00	0.00
010-00000-0-11100-41000-33013-0-0203						0.00	0.00	0.00
010-07200-0-00000-21000-33013-0-0000					C	0.00	0.00	0.00
010-07200-0-00000-24200-33013-0-0000					C	0.00	0.00	0.00
010-07200-0-11100-10000-33013-0-0000					C	0.00	0.00	0.00
010-07200-0-11100-10000-33013-0-0101						0.00	0.00	0.00
010-07200-0-11100-10000-33013-0-0105						0.00	0.00	0.00
010-07200-0-11100-10000-33013-0-0106						0.00	0.00	0.00
010-07200-0-11100-21100-33013-0-0000					C	0.00	0.00	0.00
010-07200-0-11100-21100-33013-0-0104						0.00	0.00	0.00
010-07200-0-11100-21100-33013-0-0112						0.00	0.00	0.00
010-11000-0-11100-41000-33013-0-0203						2.00	4.25	4.25
010-14000-0-11100-10000-33013-0-0000						1,152.72	926.90	926.90
010-30100-0-11100-10000-33013-0-0105						0.00	0.00	0.00
010-30100-3-11100-10000-33013-0-0105						0.00	0.00	0.00
010-32100-0-11100-10000-33013-0-0000						0.00	18.46	18.46
010-32130-0-11100-10000-33013-0-0000					C	0.00	0.00	0.00
010-32130-0-11100-10000-33013-0-0101						119.00	68.76	68.76
010-32130-0-11100-10000-33013-0-0307						4.00	0.00	0.00
010-62660-0-11100-21000-33013-0-0104						39.00	19.15	19.15
TOTAL: 33013						3,654.54	2,103.23	2,103.23
Social Security/Medicare/Alternative, classified positions								
010-00000-0-00000-27000-33020-0-0000						0.00	0.00	0.00
010-00000-0-00000-72000-33020-0-0000						0.00	0.00	0.00
010-00000-0-00000-82000-33020-0-0000						0.00	0.00	0.00
010-00000-0-11100-10000-33020-0-0000					C	0.00	0.00	0.00
010-07200-0-00000-31400-33020-0-0000					C	0.00	0.00	0.00
010-07230-0-00000-36000-33020-0-0000					C	0.00	0.00	0.00

BUDGET REPORT

BDG113

2/3/2023

Page 10 of 24

FY: 2023

12:18:05PM

FROM: 7/1/2022 TO 6/30/2023

FUND: 010 - General Fund

							UNENCUMBERED								
FD	RE	PY	GO	FN	OB	SI	L2	Working	Current	Year To Date	%	Encumbered	Balance	%	
010-30100-0-11100-10000-33020-0-0000								C	0.00	0.00	0.00	0.00	0.00	0.00	
010-81500-0-00000-81100-33020-0-0000								C	0.00	0.00	0.00	0.00	0.00	0.00	
TOTAL: 33020									0.00	0.00	0.00	0.00	0.00	0.00	
OASDI, classified positions															
010-00000-0-00000-27000-33022-0-0000									0.00	23.77	23.77	0.00	0.00	(23.77)	0.00
010-00000-0-00000-27000-33022-0-0207									531.00	299.13	299.13	56.30	0.00	231.87	43.67
010-00000-0-00000-27000-33022-0-0305									0.00	0.00	0.00	0.00	0.00	0.00	0.00
010-00000-0-00000-72000-33022-0-0000									585.00	396.06	396.06	67.70	0.00	188.94	32.30
010-00000-0-00000-72000-33022-0-0207									197.00	81.93	81.93	41.60	0.00	115.07	58.41
010-00000-0-00000-81100-33022-0-0000								C	0.00	0.00	0.00	0.00	0.00	0.00	0.00
010-00000-0-00000-82000-33022-0-0000									576.00	347.30	347.30	60.30	0.00	228.70	39.70
010-00000-0-11100-10000-33022-0-0000									0.00	0.00	0.00	0.00	0.00	0.00	0.00
010-00000-0-11100-27000-33022-0-0000								C	0.00	0.00	0.00	0.00	0.00	0.00	0.00
010-00000-0-11100-40000-33022-0-0000									55.00	35.45	35.45	64.50	0.00	19.55	35.55
010-00000-0-11100-41000-33022-0-0203									0.00	0.00	0.00	0.00	0.00	0.00	0.00
010-07200-0-00000-21000-33022-0-0000								C	0.00	0.00	0.00	0.00	0.00	0.00	0.00
010-07200-0-00000-21000-33022-0-0107									138.00	0.00	0.00	0.00	0.00	138.00	100.00
010-07200-0-00000-24200-33022-0-0000								C	0.00	0.00	0.00	0.00	0.00	0.00	0.00
010-07200-0-00000-24200-33022-0-0202									128.00	0.00	0.00	0.00	0.00	128.00	100.00
010-07200-0-00000-24203-33022-0-0202									44.00	22.19	22.19	50.40	0.00	21.81	49.57
010-07200-0-00000-27000-33022-0-0305									147.00	84.08	84.08	57.20	0.00	62.92	42.80
010-07200-0-00000-31400-33022-0-0000								C	0.00	0.00	0.00	0.00	0.00	0.00	0.00
010-07200-0-00000-31400-33022-0-0308									287.00	165.02	165.02	57.50	0.00	121.98	42.50
010-07200-0-00000-36000-33022-0-0000								C	0.00	0.00	0.00	0.00	0.00	0.00	0.00
010-07200-0-11100-10000-33022-0-0000								C	0.00	0.00	0.00	0.00	0.00	0.00	0.00
010-07200-0-11100-10000-33022-0-0101									225.00	131.33	131.33	58.40	0.00	93.67	41.63
010-07200-0-11100-10000-33022-0-0110									385.00	271.11	271.11	70.40	0.00	113.89	29.58
010-07230-0-00000-36000-33022-0-0000									650.00	314.30	314.30	48.40	0.00	335.70	51.65
010-11000-0-11100-41000-33022-0-0203									7.00	0.00	0.00	0.00	0.00	7.00	100.00
010-30100-0-11100-10000-33022-0-0000								C	0.00	0.00	0.00	0.00	0.00	0.00	0.00
010-30100-0-11100-10000-33022-0-0110									161.00	160.49	160.49	99.70	0.00	0.51	0.32
010-30100-0-11100-10000-33022-0-0111									0.00	0.00	0.00	0.00	0.00	0.00	0.00
010-30100-3-11100-10000-33022-0-0110									0.00	16.96	16.96	0.00	0.00	(16.96)	0.00
010-30100-3-11100-10000-33022-0-0111									0.00	0.00	0.00	0.00	0.00	0.00	0.00
010-32130-0-00000-27000-33022-0-0000									0.00	0.00	0.00	0.00	0.00	0.00	0.00
010-32130-0-11100-10000-33022-0-0000									0.00	0.00	0.00	0.00	0.00	0.00	0.00
010-58126-0-00000-27000-33022-0-0201								C	0.00	0.00	0.00	0.00	0.00	0.00	0.00
010-58126-0-11100-10000-33022-0-0201									63.00	36.06	36.06	57.20	0.00	26.94	42.76

BUDGET REPORT

BDG113

2/3/2023

Page 11 of 24

FY: 2023

12:18:05PM

FROM: 7/1/2022 TO 6/30/2023

FUND: 010 - General Fund

								UNENCUMBERED						
FD	RE	PY	GO	FN	OB	SI	L2	Working	Current	Year To Date	%	Encumbered	Balance	%
010-81500-0-00000-81100-33022-0-0000								1,602.00	1,122.16	1,122.16	70.00	0.00	479.84	29.95
TOTAL: 33022								5,781.00	3,507.34	3,507.34	60.67	0.00	2,273.66	39.33
Medicare, classified positions														
010-00000-0-00000-27000-33023-0-0000								0.00	5.88	5.88	0.00	0.00	(5.88)	0.00
010-00000-0-00000-27000-33023-0-0207								125.00	69.95	69.95	56.00	0.00	55.05	44.04
010-00000-0-00000-27000-33023-0-0305								0.00	0.00	0.00	0.00	0.00	0.00	0.00
010-00000-0-00000-72000-33023-0-0000								137.00	92.39	92.39	67.40	0.00	44.61	32.56
010-00000-0-00000-72000-33023-0-0207								46.00	19.46	19.46	42.30	0.00	26.54	57.70
010-00000-0-00000-81100-33023-0-0000								0.00	0.00	0.00	0.00	0.00	0.00	0.00
010-00000-0-00000-82000-33023-0-0000								135.00	81.22	81.22	60.20	0.00	53.78	39.84
010-00000-0-11100-10000-33023-0-0000								0.00	0.00	0.00	0.00	0.00	0.00	0.00
010-00000-0-11100-27000-33023-0-0000								0.00	0.00	0.00	0.00	0.00	0.00	0.00
010-00000-0-11100-40000-33023-0-0000								13.00	8.32	8.32	64.00	0.00	4.68	36.00
010-00000-0-11100-41000-33023-0-0203								0.00	0.00	0.00	0.00	0.00	0.00	0.00
010-07200-0-00000-21000-33023-0-0000								0.00	0.00	0.00	0.00	0.00	0.00	0.00
010-07200-0-00000-21000-33023-0-0107								32.00	15.84	15.84	49.50	0.00	16.16	50.50
010-07200-0-00000-24200-33023-0-0000								0.00	0.00	0.00	0.00	0.00	0.00	0.00
010-07200-0-00000-24200-33023-0-0202								30.00	20.54	20.54	68.50	0.00	9.46	31.53
010-07200-0-00000-24203-33023-0-0202								11.00	5.18	5.18	47.10	0.00	5.82	52.91
010-07200-0-00000-27000-33023-0-0305								35.00	19.66	19.66	56.20	0.00	15.34	43.83
010-07200-0-00000-31400-33023-0-0000								0.00	0.00	0.00	0.00	0.00	0.00	0.00
010-07200-0-00000-31400-33023-0-0308								67.00	38.62	38.62	57.60	0.00	28.38	42.36
010-07200-0-00000-36000-33023-0-0000								0.00	0.00	0.00	0.00	0.00	0.00	0.00
010-07200-0-11100-10000-33023-0-0000								0.00	0.00	0.00	0.00	0.00	0.00	0.00
010-07200-0-11100-10000-33023-0-0101								53.00	30.75	30.75	58.00	0.00	22.25	41.98
010-07200-0-11100-10000-33023-0-0110								90.00	63.50	63.50	70.60	0.00	26.50	29.44
010-07230-0-00000-36000-33023-0-0000								152.00	73.50	73.50	48.40	0.00	78.50	51.64
010-11000-0-11100-41000-33023-0-0203								2.00	0.00	0.00	0.00	0.00	2.00	100.00
010-30100-0-11100-10000-33023-0-0000								0.00	0.00	0.00	0.00	0.00	0.00	0.00
010-30100-0-11100-10000-33023-0-0110								38.00	37.55	37.55	98.80	0.00	0.45	1.18
010-30100-0-11100-10000-33023-0-0111								0.00	0.00	0.00	0.00	0.00	0.00	0.00
010-30100-3-11100-10000-33023-0-0106								63.00	35.65	35.65	56.60	0.00	27.35	43.41
010-30100-3-11100-10000-33023-0-0110								0.00	3.96	3.96	0.00	0.00	(3.96)	0.00
010-30100-3-11100-10000-33023-0-0111								0.00	0.00	0.00	0.00	0.00	0.00	0.00
010-32130-0-00000-27000-33023-0-0000								0.00	0.00	0.00	0.00	0.00	0.00	0.00
010-32130-0-11100-10000-33023-0-0000								0.00	0.00	0.00	0.00	0.00	0.00	0.00
010-58126-0-00000-27000-33023-0-0201								0.00	0.00	0.00	0.00	0.00	0.00	0.00
010-58126-0-11100-10000-33023-0-0201								15.00	8.41	8.41	56.10	0.00	6.59	43.93

BUDGET REPORT

BDG113

2/3/2023

Page 12 of 24

FY: 2023

12:18:05PM

FROM: 7/1/2022 TO 6/30/2023

FUND: 010 - General Fund

								UNENCUMBERED						
FD	RE	PY	GO	FN	OB	SI	L2	Working	Current	Year To Date	%	Encumbered	Balance	%
010-81500-0-00000-81100-33023-0-0000								375.00	262.47	262.47	70.00	0.00	112.53	30.01
TOTAL: 33023								1,419.00	892.85	892.85	62.92	0.00	526.15	37.08
Health & Welfare Benefits, certificated positions														
010-00000-0-00000-27000-34010-0-0000								0.00	0.00	0.00	0.00	0.00	0.00	0.00
010-00000-0-00000-71500-34010-0-0000								5,400.00	2,992.50	2,992.50	55.40	0.00	2,407.50	44.58
010-00000-0-11100-10000-34010-0-0000								21,600.00	12,222.24	12,222.24	56.60	0.00	9,377.76	43.42
010-07200-0-11100-10000-34010-0-0101								0.00	0.00	0.00	0.00	0.00	0.00	0.00
010-07200-0-11100-10000-34010-0-0105								0.00	0.00	0.00	0.00	0.00	0.00	0.00
010-07200-0-11100-10000-34010-0-0106								0.00	0.00	0.00	0.00	0.00	0.00	0.00
010-14000-0-11100-10000-34010-0-0000								14,400.00	8,102.16	8,102.16	56.30	0.00	6,297.84	43.74
010-30100-0-11100-10000-34010-0-0105								0.00	0.00	0.00	0.00	0.00	0.00	0.00
010-30100-3-11100-10000-34010-0-0105								0.00	0.00	0.00	0.00	0.00	0.00	0.00
010-32130-0-11100-10000-34010-0-0101								1,980.00	1,114.04	1,114.04	56.30	0.00	865.96	43.74
TOTAL: 34010								43,380.00	24,430.94	24,430.94	56.32	0.00	18,949.06	43.68
Health & Welfare Benefits, classified positions														
010-00000-0-00000-27000-34020-0-0000								0.00	156.75	156.75	0.00	0.00	(156.75)	0.00
010-00000-0-00000-27000-34020-0-0207								2,970.00	1,525.23	1,525.23	51.40	0.00	1,444.77	48.65
010-00000-0-00000-72000-34020-0-0000								1,980.00	1,286.09	1,286.09	65.00	0.00	693.91	35.05
010-00000-0-00000-72000-34020-0-0207								990.00	395.89	395.89	40.00	0.00	594.11	60.01
010-00000-0-00000-81100-34020-0-0000								0.00	0.00	0.00	0.00	0.00	0.00	0.00
010-00000-0-00000-82000-34020-0-0000								3,220.00	1,061.21	1,061.21	33.00	0.00	2,158.79	67.04
010-00000-0-11100-10000-34020-0-0000								0.00	0.00	0.00	0.00	0.00	0.00	0.00
010-07200-0-11100-10000-34020-0-0110								1,478.00	854.04	854.04	57.80	0.00	623.96	42.22
010-07230-0-00000-36000-34020-0-0000								1,690.00	919.21	919.21	54.40	0.00	770.79	45.61
010-30100-0-11100-10000-34020-0-0000								0.00	0.00	0.00	0.00	0.00	0.00	0.00
010-30100-0-11100-10000-34020-0-0111								0.00	0.00	0.00	0.00	0.00	0.00	0.00
010-30100-3-11100-10000-34020-0-0106								1,980.00	651.06	651.06	32.90	0.00	1,328.94	67.12
010-30100-3-11100-10000-34020-0-0110								628.00	627.07	627.07	99.90	0.00	0.93	0.15
010-30100-3-11100-10000-34020-0-0111								0.00	0.00	0.00	0.00	0.00	0.00	0.00
010-81500-0-00000-81100-34020-0-0000								6,840.00	4,267.08	4,267.08	62.40	0.00	2,572.92	37.62
TOTAL: 34020								21,776.00	11,743.63	11,743.63	53.93	0.00	10,032.37	46.07
State Unemployment Insurance, certificated positions														
010-00000-0-00000-27000-35010-0-0000								0.00	0.00	0.00	0.00	0.00	0.00	0.00
010-00000-0-00000-71500-35010-0-0000								221.00	128.87	128.87	58.30	0.00	92.13	41.69
010-00000-0-11100-10000-35010-0-0000								579.94	235.56	235.56	40.60	0.00	344.38	59.38
010-00000-0-11100-40000-35010-0-0000								5.00	3.10	3.10	62.00	0.00	1.90	38.00

BUDGET REPORT

BDG113

2/3/2023

Page 14 of 24

FY: 2023

12:18:05PM

FROM: 7/1/2022 TO 6/30/2023

FUND: 010 - General Fund

								UNENCUMBERED							
FD	RE	PY	GO	FN	OB	SI	L2	Working	Current	Year To Date	%	Encumbered	Balance	%	
010-07200-0-00000-31400-35020-0-0000								C	0.00	0.00	0.00	0.00	0.00	0.00	0.00
010-07200-0-00000-31400-35020-0-0308									23.00	13.31	13.31	57.90	0.00	9.69	42.13
010-07200-0-11100-10000-35020-0-0000								C	0.00	0.00	0.00	0.00	0.00	0.00	0.00
010-07200-0-11100-10000-35020-0-0101									18.00	10.59	10.59	58.80	0.00	7.41	41.17
010-07200-0-11100-10000-35020-0-0110									31.00	21.93	21.93	70.70	0.00	9.07	29.26
010-07230-0-00000-36000-35020-0-0000									53.00	25.36	25.36	47.80	0.00	27.64	52.15
010-11000-0-11100-41000-35020-0-0203									1.00	0.00	0.00	0.00	0.00	1.00	100.00
010-30100-0-11100-10000-35020-0-0000								C	0.00	0.00	0.00	0.00	0.00	0.00	0.00
010-30100-0-11100-10000-35020-0-0110									13.00	12.97	12.97	99.80	0.00	0.03	0.23
010-30100-0-11100-10000-35020-0-0111									0.00	0.00	0.00	0.00	0.00	0.00	0.00
010-30100-3-11100-10000-35020-0-0106									22.00	12.29	12.29	55.90	0.00	9.71	44.14
010-30100-3-11100-10000-35020-0-0110									0.00	1.36	1.36	0.00	0.00	(1.36)	0.00
010-30100-3-11100-10000-35020-0-0111									0.00	0.00	0.00	0.00	0.00	0.00	0.00
010-32130-0-00000-27000-35020-0-0000									0.00	0.00	0.00	0.00	0.00	0.00	0.00
010-32130-0-11100-10000-35020-0-0000									0.00	0.00	0.00	0.00	0.00	0.00	0.00
010-58126-0-00000-27000-35020-0-0201								C	0.00	0.00	0.00	0.00	0.00	0.00	0.00
010-58126-0-11100-10000-35020-0-0201									5.00	2.91	2.91	58.20	0.00	2.09	41.80
010-81500-0-00000-81100-35020-0-0000									129.00	90.54	90.54	70.20	0.00	38.46	29.81
TOTAL: 35020									491.00	308.03	308.03	62.74	0.00	182.97	37.26
Worker`s Compensation Insurance, certificated positions															
010-00000-0-00000-27000-36010-0-0000								C	0.00	0.00	0.00	0.00	0.00	0.00	0.00
010-00000-0-00000-71500-36010-0-0000									755.00	418.25	418.25	55.40	0.00	336.75	44.60
010-00000-0-11100-10000-36010-0-0000									1,982.00	764.62	764.62	38.60	0.00	1,217.38	61.42
010-00000-0-11100-40000-36010-0-0000									15.00	10.06	10.06	67.10	0.00	4.94	32.93
010-00000-0-11100-41000-36010-0-0000									2.00	0.00	0.00	0.00	0.00	2.00	100.00
010-00000-0-11100-41000-36010-0-0203									0.00	0.00	0.00	0.00	0.00	0.00	0.00
010-07200-0-00000-24200-36010-0-0000								C	0.00	0.00	0.00	0.00	0.00	0.00	0.00
010-07200-0-11100-10000-36010-0-0000								C	0.00	0.00	0.00	0.00	0.00	0.00	0.00
010-07200-0-11100-10000-36010-0-0101									0.00	0.00	0.00	0.00	0.00	0.00	0.00
010-07200-0-11100-10000-36010-0-0105									0.00	0.00	0.00	0.00	0.00	0.00	0.00
010-07200-0-11100-10000-36010-0-0106									0.00	0.00	0.00	0.00	0.00	0.00	0.00
010-07200-0-11100-21100-36010-0-0000								C	0.00	0.00	0.00	0.00	0.00	0.00	0.00
010-07200-0-11100-21100-36010-0-0104									0.00	0.00	0.00	0.00	0.00	0.00	0.00
010-07200-0-11100-21100-36010-0-0112									0.00	0.00	0.00	0.00	0.00	0.00	0.00
010-11000-0-11100-41000-36010-0-0203									15.00	4.74	4.74	31.60	0.00	10.26	68.40
010-14000-0-11100-10000-36010-0-0000									1,362.00	1,037.54	1,037.54	76.20	0.00	324.46	23.82
010-30100-0-11100-10000-36010-0-0000								C	0.00	0.00	0.00	0.00	0.00	0.00	0.00
010-30100-0-11100-10000-36010-0-0105									0.00	0.00	0.00	0.00	0.00	0.00	0.00

BUDGET REPORT

BDG113

2/3/2023

Page 15 of 24

FY: 2023

12:18:05PM

FROM: 7/1/2022 TO 6/30/2023

FUND: 010 - General Fund

						UNENCUMBERED	
FD	RE	PY	GO	FN	OB	SI	L2
						Working	Current
						Year To Date	%
						Encumbered	Balance
							%
010-30100-3-11100-10000-36010-0-0105						0.00	0.00
010-32100-0-11100-10000-36010-0-0000						0.00	20.67
010-32130-0-11100-10000-36010-0-0000					C	0.00	0.00
010-32130-0-11100-10000-36010-0-0101						140.00	76.99
010-32130-0-11100-10000-36010-0-0307						10.00	0.00
010-62660-0-11100-21000-36010-0-0104						90.00	21.45
TOTAL: 36010						4,371.00	2,354.32
						2,354.32	53.86
						0.00	2,016.68
							46.14
Worker`s Compensation Insurance, classified positions							
010-00000-0-00000-27000-36020-0-0000						0.00	6.57
010-00000-0-00000-27000-36020-0-0207						147.00	78.31
010-00000-0-00000-27000-36020-0-0305						0.00	0.00
010-00000-0-00000-72000-36020-0-0000						215.00	103.41
010-00000-0-00000-72000-36020-0-0207						54.00	21.81
010-00000-0-00000-81100-36020-0-0000					C	0.00	0.00
010-00000-0-00000-82000-36020-0-0000						160.00	90.94
010-00000-0-11100-10000-36020-0-0000						0.00	0.00
010-00000-0-11100-27000-36020-0-0000					C	0.00	0.00
010-00000-0-11100-40000-36020-0-0000						15.00	9.31
010-00000-0-11100-41000-36020-0-0203						0.00	0.00
010-07200-0-00000-21000-36020-0-0000					C	0.00	0.00
010-07200-0-00000-21000-36020-0-0107						38.00	17.75
010-07200-0-00000-24200-36020-0-0000					C	0.00	0.00
010-07200-0-00000-24200-36020-0-0202						35.00	23.00
010-07200-0-00000-24203-36020-0-0202						13.00	5.82
010-07200-0-00000-27000-36020-0-0305						40.00	22.00
010-07200-0-00000-31400-36020-0-0000					C	0.00	0.00
010-07200-0-00000-31400-36020-0-0308						79.00	43.21
010-07200-0-00000-36000-36020-0-0000					C	0.00	0.00
010-07200-0-11100-10000-36020-0-0000					C	0.00	0.00
010-07200-0-11100-10000-36020-0-0101						62.00	34.41
010-07200-0-11100-10000-36020-0-0110						106.00	71.10
010-07230-0-00000-36000-36020-0-0000						173.00	82.24
010-11000-0-11100-41000-36020-0-0203						1.00	0.00
010-30100-0-11100-10000-36020-0-0000					C	0.00	0.00
010-30100-0-11100-10000-36020-0-0110						45.00	42.00
010-30100-0-11100-10000-36020-0-0111						0.00	0.00
010-30100-3-11100-10000-36020-0-0106						75.00	39.91
010-30100-3-11100-10000-36020-0-0110						0.00	4.43

FROM: 7/1/2022 TO 6/30/2023

FUND: 010 - General Fund

							UNENCUMBERED							
FD	RE	PY	GO	FN	OB	SI	L2	Working	Current	Year To Date	%	Encumbered	Balance	%
010-30100-3-11100-10000-36020-0-0111								0.00	0.00	0.00	0.00	0.00	0.00	0.00
010-32130-0-00000-27000-36020-0-0000								0.00	0.00	0.00	0.00	0.00	0.00	0.00
010-32130-0-11100-10000-36020-0-0000								0.00	0.00	0.00	0.00	0.00	0.00	0.00
010-58126-0-00000-27000-36020-0-0201								0.00	0.00	0.00	0.00	0.00	0.00	0.00
010-58126-0-11100-10000-36020-0-0201								15.00	9.42	9.42	62.80	0.00	5.58	37.20
010-81500-0-00000-81100-36020-0-0000								442.00	293.76	293.76	66.50	0.00	148.24	33.54
TOTAL: 36020								1,715.00	999.40	999.40	58.27	0.00	715.60	41.73
Other Benefits, certificated positions														
010-00000-0-00000-27000-39010-0-0000								184.00	0.00	0.00	0.00	0.00	184.00	100.00
010-00000-0-11100-10000-39010-0-0000								0.00	0.00	0.00	0.00	0.00	0.00	0.00
TOTAL: 39010								184.00	0.00	0.00	0.00	0.00	184.00	100.00
TOTAL: 30000								315,574.70	88,324.95	88,324.95	27.99	0.00	227,249.75	72.01
Approved Textbooks and Core Curricula Materials														
010-00000-0-11100-10000-41000-0-0000								0.00	0.00	0.00	0.00	0.00	0.00	0.00
010-26000-0-11100-10000-41000-0-0000								0.00	0.00	0.00	0.00	0.00	0.00	0.00
TOTAL: 41000								0.00	0.00	0.00	0.00	0.00	0.00	0.00
Books and Other Reference Materials														
010-00000-0-00000-72000-42000-0-0000								0.00	0.00	0.00	0.00	0.00	0.00	0.00
010-00000-0-11100-24200-42000-0-0000								0.00	0.00	0.00	0.00	0.00	0.00	0.00
TOTAL: 42000								0.00	0.00	0.00	0.00	0.00	0.00	0.00
Materials and Supplies														
010-00000-0-00000-21000-43000-0-0000								100.00	2.75	2.75	2.80	0.00	97.25	97.25
010-00000-0-00000-21400-43000-0-0000								200.00	0.00	0.00	0.00	0.00	200.00	100.00
010-00000-0-00000-27000-43000-0-0000								400.00	109.81	109.81	27.50	0.00	290.19	72.55
010-00000-0-00000-31400-43000-0-0000								300.00	150.62	150.62	50.20	0.00	149.38	49.79
010-00000-0-00000-71500-43000-0-0000								515.00	13.75	13.75	2.70	0.00	501.25	97.33
010-00000-0-00000-72000-43000-0-0000								800.00	631.49	631.49	78.90	37.73	130.78	16.35
010-00000-0-00000-81100-43000-0-0000								0.00	0.00	0.00	0.00	0.00	0.00	0.00
010-00000-0-00000-82000-43000-0-0000								3,000.00	2,500.51	2,500.51	83.40	(26.26)	525.75	17.53
010-00000-0-11100-10000-43000-0-0000								8,000.00	3,241.69	3,241.69	40.50	0.00	4,758.31	59.48
010-00000-0-11100-10000-43000-0-0303								100.00	11.05	11.05	11.10	66.38	22.57	22.57
010-00000-0-11100-31400-43000-0-0000								0.00	0.00	0.00	0.00	0.00	0.00	0.00
010-00000-0-11100-40000-43000-0-0000								0.00	0.00	0.00	0.00	0.00	0.00	0.00
010-00000-0-11100-41000-43000-0-0000								0.00	0.00	0.00	0.00	0.00	0.00	0.00
010-00000-0-11100-41000-43000-0-0203								0.00	0.00	0.00	0.00	0.00	0.00	0.00

FY: 2023

12:18:05PM

FROM: 7/1/2022 TO 6/30/2023

FUND: 010 - General Fund

							UNENCUMBERED							
FD	RE	PY	GO	FN	OB	SI L2	Working	Current	Year To Date	%	Encumbered	Balance	%	
010-00000-0-11100-81100-43000-0-0000							C	0.00	0.00	0.00	0.00	0.00	0.00	
010-07200-0-00000-24203-43000-0-0000							C	0.00	0.00	0.00	0.00	0.00	0.00	
010-07200-0-00000-24203-43000-0-0202								250.00	236.96	236.96	94.80	0.00	13.04	5.22
010-07200-0-11100-10000-43000-0-0000								0.00	39.05	39.05	0.00	0.00	(39.05)	0.00
010-07200-0-11100-10000-43000-0-0103								1,700.00	1,679.51	1,679.51	98.80	0.00	20.49	1.21
010-07200-0-11100-10000-43000-0-0202								0.00	0.00	0.00	0.00	0.00	0.00	0.00
010-07200-0-11100-10000-43000-0-0204								220.00	0.00	0.00	0.00	0.00	220.00	100.00
010-07230-0-00000-36000-43000-0-0000								0.00	0.00	0.00	0.00	0.00	0.00	0.00
010-11000-0-00000-27000-43000-0-0305								600.00	571.17	571.17	95.20	0.00	28.83	4.81
010-11000-0-11100-10000-43000-0-0000							C	0.00	0.00	0.00	0.00	0.00	0.00	0.00
010-11000-0-11100-10000-43000-0-0302								3,800.00	3,797.73	3,797.73	99.90	0.00	2.27	0.06
010-11000-0-11100-41000-43000-0-0203								110.00	0.00	0.00	0.00	0.00	110.00	100.00
010-30100-0-11100-10000-43000-0-0000								350.00	15.92	15.92	4.50	0.00	334.08	95.45
010-30100-3-11100-10000-43000-0-0110								1,989.00	0.00	0.00	0.00	0.00	1,989.00	100.00
010-30100-3-11100-10000-43000-0-0111								0.00	0.00	0.00	0.00	0.00	0.00	0.00
010-32120-0-11100-10000-43000-0-0000								10,573.00	215.46	215.46	2.00	0.00	10,357.54	97.96
010-32130-0-00000-82000-43000-0-0000							C	0.00	0.00	0.00	0.00	0.00	0.00	0.00
010-32130-0-11100-10000-43000-0-0000							C	0.00	0.00	0.00	0.00	0.00	0.00	0.00
010-32130-0-11100-10000-43000-0-0109								242.00	0.00	0.00	0.00	0.00	242.00	100.00
010-32140-0-11100-10000-43000-0-0000							C	0.00	0.00	0.00	0.00	0.00	0.00	0.00
010-32140-0-11100-10000-43000-0-0108								2,200.00	0.00	0.00	0.00	0.00	2,200.00	100.00
010-41270-3-11100-10000-43000-0-0000							C	0.00	0.00	0.00	0.00	0.00	0.00	0.00
010-41270-3-11100-10000-43000-0-0210								1,100.00	113.67	113.67	10.30	0.00	986.33	89.67
010-58126-0-11100-10000-43000-0-0000							C	0.00	0.00	0.00	0.00	0.00	0.00	0.00
010-58126-0-11100-10000-43000-0-0201								607.00	132.35	132.35	21.80	0.00	474.65	78.20
010-63000-0-11100-10000-43000-0-0302								0.00	0.00	0.00	0.00	0.00	0.00	0.00
010-73880-0-00000-31400-43000-0-0000								524.20	309.43	309.43	59.00	0.00	214.77	40.97
010-74350-0-11100-10000-43000-0-0000								0.00	61.85	61.85	0.00	661.31	(723.16)	0.00
010-81500-0-00000-81100-43000-0-0000								750.00	2,786.49	2,786.49	371.50	0.00	(2,036.49)	0.00
010-90570-0-00000-27000-43000-0-0000								110.00	106.55	106.55	96.90	0.00	3.45	3.14
010-90570-0-00000-72000-43000-0-0000							C	0.00	0.00	0.00	0.00	0.00	0.00	0.00
TOTAL: 43000								38,540.20	16,727.81	16,727.81	43.40	739.16	21,073.23	54.68
Non-Capitalized Equipment														
010-00000-0-00000-27000-44000-0-0000								400.00	0.00	0.00	0.00	0.00	400.00	100.00
010-00000-0-00000-31400-44000-0-0000								573.00	0.00	0.00	0.00	0.00	573.00	100.00
010-00000-0-00000-71500-44000-0-0000								1,000.00	0.00	0.00	0.00	0.00	1,000.00	100.00
010-00000-0-00000-72000-44000-0-0000								1,000.00	0.00	0.00	0.00	0.00	1,000.00	100.00
010-00000-0-00000-81100-44000-0-0000							C	0.00	0.00	0.00	0.00	0.00	0.00	0.00

BUDGET REPORT

BDG113

2/3/2023

Page 18 of 24

FY: 2023

12:18:05PM

FROM: 7/1/2022 TO 6/30/2023

FUND: 010 - General Fund

								UNENCUMBERED						
FD	RE	PY	GO	FN	OB	SI	L2	Working	Current	Year To Date	%	Encumbered	Balance	%
010-00000-0-00000-82000-44000-0-0000								100.00	245.23	245.23	245.20	0.00	(145.23)	0.00
010-00000-0-11100-10000-44000-0-0000								1,500.00	1,145.44	1,145.44	76.40	0.00	354.56	23.64
010-00000-0-11100-10000-44000-0-0303								1,500.00	1,189.28	1,189.28	79.30	45.89	264.83	17.66
010-00000-0-11100-24200-44000-0-0000								1,208.00	0.00	0.00	0.00	0.00	1,208.00	100.00
010-07200-0-00000-31400-44000-0-0000								C	0.00	0.00	0.00	0.00	0.00	0.00
010-07200-0-11100-10000-44000-0-0000								C	0.00	0.00	0.00	0.00	0.00	0.00
010-30100-0-11100-10000-44000-0-0000								C	0.00	0.00	0.00	0.00	0.00	0.00
010-58126-0-11100-10000-44000-0-0201								2,248.00	2,172.05	2,172.05	96.60	0.00	75.95	3.38
010-58126-1-11100-10000-44000-0-0201								4,398.00	4,397.56	4,397.56	100.00	0.00	0.44	0.01
010-70280-0-00000-37000-44000-0-0000								12,500.00	871.16	871.16	7.00	0.00	11,628.84	93.03
010-81500-0-00000-81100-44000-0-0000								1,000.00	0.00	0.00	0.00	0.00	1,000.00	100.00
010-90570-0-00000-27000-44000-0-0000								0.00	0.00	0.00	0.00	0.00	0.00	0.00
TOTAL: 44000								27,427.00	10,020.72	10,020.72	36.54	45.89	17,360.39	63.30
TOTAL: 40000								65,967.20	26,748.53	26,748.53	40.55	785.05	38,433.62	58.26
Subagreements for Services														
010-07230-0-00000-36000-51000-0-0000								C	0.00	0.00	0.00	0.00	0.00	0.00
TOTAL: 51000								0.00	0.00	0.00	0.00	0.00	0.00	0.00
Travel and Conferences														
010-00000-0-00000-27000-52000-0-0000								100.00	35.75	35.75	35.80	0.00	64.25	64.25
010-00000-0-00000-71500-52000-0-0000								1,500.00	1,047.40	1,047.40	69.80	0.00	452.60	30.17
010-00000-0-00000-72000-52000-0-0000								500.00	124.85	124.85	25.00	0.00	375.15	75.03
010-00000-0-11100-10000-52000-0-0000								600.00	19.80	19.80	3.30	0.00	580.20	96.70
010-07200-0-00000-74100-52000-0-0000								C	0.00	0.00	0.00	0.00	0.00	0.00
010-07200-0-11100-10000-52000-0-0000								C	0.00	0.00	0.00	0.00	0.00	0.00
010-07200-0-11100-10000-52000-0-0112								1,100.00	0.00	0.00	0.00	0.00	1,100.00	100.00
010-07200-0-11100-10000-52000-0-0113								0.00	0.00	0.00	0.00	118.47	(118.47)	0.00
010-30100-0-11100-10000-52000-0-0000								C	0.00	0.00	0.00	0.00	0.00	0.00
010-40350-3-11100-10000-52000-0-0000								C	0.00	0.00	0.00	0.00	0.00	0.00
TOTAL: 52000								3,800.00	1,227.80	1,227.80	32.31	118.47	2,453.73	64.57
Dues and Memberships														
010-00000-0-00000-71100-53000-0-0000								50.00	30.00	30.00	60.00	0.00	20.00	40.00
010-00000-0-00000-71500-53000-0-0000								500.00	178.65	178.65	35.70	0.00	321.35	64.27
010-00000-0-00000-72000-53000-0-0000								94.00	0.00	0.00	0.00	0.00	94.00	100.00
TOTAL: 53000								644.00	208.65	208.65	32.40	0.00	435.35	67.60

BUDGET REPORT

BDG113

2/3/2023

Page 19 of 24

FY: 2023

12:18:05PM

FROM: 7/1/2022 TO 6/30/2023

FUND: 010 - General Fund

								UNENCUMBERED						
FD	RE	PY	GO	FN	OB	SI	L2	Working	Current	Year To Date	%	Encumbered	Balance	%
010-00000-0-00000-72000-54500-0-0000								3,600.00	714.67	714.67	19.90	0.00	2,885.33	80.15
010-07230-0-00000-36000-54500-0-0000								150.00	0.00	0.00	0.00	0.00	150.00	100.00
TOTAL: 54500								3,750.00	714.67	714.67	19.06	0.00	3,035.33	80.94
Operation and Housekeeping Services														
010-00000-0-00000-81100-55000-0-0000								0.00	0.00	0.00	0.00	0.00	0.00	0.00
010-00000-0-00000-82000-55000-0-0000								4,490.00	1,987.22	1,987.22	44.30	0.00	2,502.78	55.74
010-81500-0-00000-81100-55000-0-0000								0.00	0.00	0.00	0.00	0.00	0.00	0.00
TOTAL: 55000								4,490.00	1,987.22	1,987.22	44.26	0.00	2,502.78	55.74
Electricity														
010-00000-0-00000-82000-55002-0-0000								11,000.00	8,414.49	8,414.49	76.50	0.00	2,585.51	23.50
TOTAL: 55002								11,000.00	8,414.49	8,414.49	76.50	0.00	2,585.51	23.50
Water/Sewer														
010-00000-0-00000-82000-55003-0-0000								880.00	516.89	516.89	58.70	0.00	363.11	41.26
TOTAL: 55003								880.00	516.89	516.89	58.74	0.00	363.11	41.26
Garbage														
010-00000-0-00000-82000-55006-0-0000								990.00	691.42	691.42	69.80	0.00	298.58	30.16
TOTAL: 55006								990.00	691.42	691.42	69.84	0.00	298.58	30.16
Propane														
010-00000-0-00000-82000-55007-0-0000								2,640.00	1,407.69	1,407.69	53.30	0.00	1,232.31	46.68
TOTAL: 55007								2,640.00	1,407.69	1,407.69	53.32	0.00	1,232.31	46.68
Rentals, Leases, Repairs and Non-Capitalized Improvements														
010-00000-0-00000-72000-56000-0-0000								500.00	140.96	140.96	28.20	0.00	359.04	71.81
010-00000-0-00000-81100-56000-0-0000								0.00	0.00	0.00	0.00	0.00	0.00	0.00
010-00000-0-00000-82000-56000-0-0000								8,500.00	5,210.65	5,210.65	61.30	0.00	3,289.35	38.70
010-00000-0-11100-10000-56000-0-0000								700.00	505.05	505.05	72.20	0.00	194.95	27.85
010-00000-0-11100-81100-56000-0-0000								0.00	0.00	0.00	0.00	0.00	0.00	0.00
010-07230-0-00000-36000-56000-0-0000								5,100.00	2,283.28	2,283.28	44.80	3,558.32	(741.60)	0.00
010-81500-0-00000-81100-56000-0-0000								150,000.00	129,595.23	129,595.23	86.40	0.00	20,404.77	13.60
010-90570-0-00000-81100-56000-0-0000								904.20	904.20	904.20	100.00	0.00	0.00	0.00
010-90570-0-00000-85000-56000-0-0000								220.00	220.00	220.00	100.00	0.00	0.00	0.00
TOTAL: 56000								165,924.20	138,859.37	138,859.37	83.69	3,558.32	23,506.51	14.17
Professional/Consulting Services and Operating Expenditures														
010-00000-0-00000-21000-58000-0-0000								55.00	16.50	16.50	30.00	0.00	38.50	70.00

BUDGET REPORT

BDG113

2/3/2023

Page 20 of 24

FY: 2023

12:18:05PM

FROM: 7/1/2022 TO 6/30/2023

FUND: 010 - General Fund

						UNENCUMBERED	
FD	RE	PY	GO	FN	OB	SI	L2
						Working	Current
						Year To Date	%
						Encumbered	Balance
							%
010-00000-0-00000-24200-58000-0-0000						0.00	0.00
010-00000-0-00000-27000-58000-0-0000						1,000.00	410.35
010-00000-0-00000-27000-58000-0-0205						935.00	911.66
010-00000-0-00000-27000-58000-0-0206						150.00	137.50
010-00000-0-00000-31200-58000-0-0000						0.00	0.00
010-00000-0-00000-31400-58000-0-0000						2,600.00	1,112.34
010-00000-0-00000-36000-58000-0-0000						0.00	0.00
010-00000-0-00000-71100-58000-0-0000						500.00	150.44
010-00000-0-00000-71500-58000-0-0000						10,000.00	5,721.31
010-00000-0-00000-71900-58000-0-0000						0.00	1,630.00
010-00000-0-00000-71910-58000-0-0000						15,000.00	13,008.60
010-00000-0-00000-72000-58000-0-0000						4,000.00	4,541.89
010-00000-0-00000-72000-58000-0-0208						462.00	462.00
010-00000-0-00000-73000-58000-0-0000						0.00	0.00
010-00000-0-00000-77000-58000-0-0000						0.00	0.00
010-00000-0-00000-77000-58000-0-0306						5,720.00	0.00
010-00000-0-00000-81100-58000-0-0000						0.00	58.75
010-00000-0-00000-82000-58000-0-0000						9,000.00	6,360.26
010-00000-0-11100-10000-58000-0-0000						7,000.00	5,158.37
010-00000-0-11100-41000-58000-0-0203						0.00	0.00
010-07200-0-00000-24203-58000-0-0202						275.00	0.00
010-07200-0-00000-31400-58000-0-0000						0.00	0.00
010-07200-0-00000-72000-58000-0-0000						0.00	0.00
010-07200-0-11100-10000-58000-0-0000						0.00	0.00
010-07200-0-11100-10000-58000-0-0102						0.00	0.00
010-07200-0-11100-10000-58000-0-0108						2,350.00	2,325.13
010-07200-0-11100-10000-58000-0-0109						0.00	0.00
010-07200-0-11100-10000-58000-0-0304						0.00	0.00
010-07200-0-11100-24200-58000-0-0000						0.00	0.00
010-07230-0-00000-36000-58000-0-0000						73.00	0.00
010-11000-0-11100-10000-58000-0-0309						638.00	555.42
010-11000-0-11100-41000-58000-0-0203						110.00	0.00
010-30100-0-11100-10000-58000-0-0000						0.00	0.00
010-32120-0-11100-10000-58000-0-0000						600.00	555.50
010-32130-0-11100-10000-58000-0-0000						300.00	0.00
010-32140-0-11100-10000-58000-0-0114						4,666.00	0.00
010-32160-0-11100-10000-58000-0-0000						0.00	0.00
010-40350-3-11100-10000-58000-0-0102						1,120.00	0.00

FROM: 7/1/2022 TO 6/30/2023

FUND: 010 - General Fund

							UNENCUMBERED						
FD	RE	PY	GO	FN	OB	SI L2	Working	Current	Year To Date	%	Encumbered	Balance	%
010-58126-0-11100-10000-58000-0-0000							330.00	330.00	330.00	100.00	0.00	0.00	0.00
010-62660-0-11100-10000-58000-0-0113							1,110.00	1,108.80	1,108.80	99.90	0.00	1.20	0.11
010-70280-0-00000-82000-58000-0-0000							0.00	114.85	114.85	0.00	0.00	(114.85)	0.00
010-73110-0-11100-10000-58000-0-0304							220.00	0.00	0.00	0.00	0.00	220.00	100.00
010-81500-0-00000-81100-58000-0-0000							8,500.00	1,307.52	1,307.52	15.40	0.00	7,192.48	84.62
010-90353-0-00000-82000-58000-0-0000							500.00	381.00	381.00	76.20	0.00	119.00	23.80
010-90570-0-00000-27000-58000-0-0000							0.00	0.00	0.00	0.00	0.00	0.00	0.00
TOTAL: 58000							77,214.00	46,358.19	46,358.19	60.04	2,500.00	28,355.81	36.72
Pension Penalties & Interest													
010-00000-0-00000-71000-58009-0-0000							100.00	3.90	3.90	3.90	0.00	96.10	96.10
TOTAL: 58009							100.00	3.90	3.90	3.90	0.00	96.10	96.10
Communications													
010-00000-0-00000-82000-59000-0-0000							5,700.00	2,256.30	2,256.30	39.60	0.00	3,443.70	60.42
TOTAL: 59000							5,700.00	2,256.30	2,256.30	39.58	0.00	3,443.70	60.42
Communications - E Rate Discount (Abatement)													
010-00000-0-00000-82000-59001-0-0000							(3,750.00)	0.00	0.00	0.00	0.00	(3,750.00)	100.00
TOTAL: 59001							(3,750.00)	0.00	0.00	0.00	0.00	(3,750.00)	100.00
Communications - Telephone													
010-00000-0-00000-82000-59003-0-0000							1,100.00	613.64	613.64	55.80	0.00	486.36	44.21
TOTAL: 59003							1,100.00	613.64	613.64	55.79	0.00	486.36	44.21
Communications - Postage													
010-00000-0-00000-72000-59004-0-0000							2,600.00	130.34	130.34	5.00	0.00	2,469.66	94.99
010-00000-0-00000-82000-59004-0-0000							0.00	0.00	0.00	0.00	0.00	0.00	0.00
TOTAL: 59004							2,600.00	130.34	130.34	5.01	0.00	2,469.66	94.99
TOTAL: 50000							277,082.20	203,390.57	203,390.57	73.40	6,176.79	67,514.84	24.37
Land Improvements													
010-00000-0-00000-85000-61700-0-0000							0.00	0.00	0.00	0.00	0.00	0.00	0.00
TOTAL: 61700							0.00	0.00	0.00	0.00	0.00	0.00	0.00
Buildings and Improvement of Buildings													
010-00000-0-00000-85000-62000-0-7710							50,000.00	20,702.50	20,702.50	41.40	0.00	29,297.50	58.60
010-00000-0-00000-85000-62000-0-7711							10,000.00	3,250.00	3,250.00	32.50	0.00	6,750.00	67.50
TOTAL: 62000							60,000.00	23,952.50	23,952.50	39.92	0.00	36,047.50	60.08

FROM: 7/1/2022 TO 6/30/2023

FUND: 010 - General Fund

														UNENCUMBERED	
FD	RE	PY	GO	FN	OB	SI	L2		Working	Current	Year To Date	%	Encumbered	Balance	%
Equipment															
010-00000-0-00000-82000-64000-0-0000									0.00	0.00	0.00	0.00	0.00	0.00	0.00
010-58126-0-11100-10000-64000-0-0000								C	0.00	0.00	0.00	0.00	0.00	0.00	0.00
TOTAL: 64000									0.00	0.00	0.00	0.00	0.00	0.00	0.00
Equipment Replacement															
010-70280-0-00000-37000-65000-0-0000									12,500.00	18,136.59	18,136.59	145.10	0.00	(5,636.59)	0.00
TOTAL: 65000									12,500.00	18,136.59	18,136.59	145.09	0.00	(5,636.59)	0.00
TOTAL: 60000									72,500.00	42,089.09	42,089.09	58.05	0.00	30,410.91	41.95
Other Tuition, Excess Costs, and/or Deficits Payments to COE															
010-00000-0-00000-92000-71420-0-0000									3,000.00	888.39	888.39	29.60	0.00	2,111.61	70.39
TOTAL: 71420									3,000.00	888.39	888.39	29.61	0.00	2,111.61	70.39
All Other Transfers to County Offices															
010-00000-0-00000-92000-72820-0-0000									0.00	0.00	0.00	0.00	0.00	0.00	0.00
TOTAL: 72820									0.00	0.00	0.00	0.00	0.00	0.00	0.00
Transfers of Indirect Costs															
010-00000-0-00000-72100-73100-0-0000									0.00	0.00	0.00	0.00	0.00	0.00	0.00
010-30100-0-00000-72100-73100-0-0000									0.00	0.00	0.00	0.00	0.00	0.00	0.00
TOTAL: 73100									0.00	0.00	0.00	0.00	0.00	0.00	0.00
Debt Service - Interest															
010-00000-0-00000-91000-74380-0-0000									618.00	617.16	617.16	99.90	0.00	0.84	0.14
TOTAL: 74380									618.00	617.16	617.16	99.86	0.00	0.84	0.14
Other Debt Service - Principal															
010-00000-0-00000-91000-74390-0-0000									2,807.00	2,806.92	2,806.92	100.00	0.00	0.08	0.00
TOTAL: 74390									2,807.00	2,806.92	2,806.92	100.00	0.00	0.08	0.00
Between General Fund and Special Reserve Fund															
010-00000-0-00000-93000-76120-0-0000								C	0.00	0.00	0.00	0.00	0.00	0.00	0.00
TOTAL: 76120									0.00	0.00	0.00	0.00	0.00	0.00	0.00
From General Fund to Cafeteria Fund															
010-00000-0-00000-93000-76160-0-0000								C	0.00	0.00	0.00	0.00	0.00	0.00	0.00
TOTAL: 76160									0.00	0.00	0.00	0.00	0.00	0.00	0.00

Other Authorized Interfund Transfers Out

BUDGET REPORT

BDG113

2/3/2023

Page 23 of 24

FY: 2023

12:18:05PM

FROM: 7/1/2022 TO 6/30/2023

FUND: 010 - General Fund

						UNENCUMBERED		
FD	RE	PY	GO	FN	OB	SI	L2	
						Working	Current	Year To Date
						%	Encumbered	Balance
						%		
010-00000-0-00000-93000-76190-0-0000						70,000.00	0.00	0.00
						0.00	0.00	0.00
TOTAL: 76190						70,000.00	0.00	0.00
						0.00	0.00	0.00
TOTAL: 70000						76,425.00	4,312.47	4,312.47
						5.64	0.00	72,112.53
						94.36		
TOTAL EXPENSES:						1,167,933.27	571,484.27	571,484.27
						48.93	6,961.84	589,487.16
								50.47

BUDGET REPORT

BDG113

2/3/2023

Page 24 of 24

FY: 2023

12:18:05PM

FROM: 7/1/2022 TO 6/30/2023

FUND: 010 - General Fund

											UNENCUMBERED			
FD	RE	PY	GO	FN	OB	SI	L2	Working	Current	Year To Date	%	Encumbered	Balance	%

SUMMARY FOR 010 - GENERAL FUND

		Current	Year To Date	%	Encumbered	Balance	%
TOTAL: INCOME	946,750.00	980,807.19	980,807.19	103.60	0.00	(34,057.19)	0.00
TOTAL: 1000-5000	1,019,008.27	525,082.71	525,082.71	51.53	6,961.84	486,963.72	47.79
TOTAL: 1000-6000	1,091,508.27	567,171.80	567,171.80	51.96	6,961.84	517,374.63	47.40
TOTAL: EXPENSES	1,167,933.27	571,484.27	571,484.27	48.93	6,961.84	589,487.16	50.47



SEQUOIA UNION | **ELEMENTARY SCHOOL**

6. CONSENT ACTION ITEMS – 6.2 Budget Report Charter

BUDGET REPORT

BDG113

2/3/2023

Page 1 of 23

FY: 2023

12:19:16PM

FROM: 7/1/2022 TO 6/30/2023

FUND: 090 - Charter Schools Special Revenue Fund

							UNENCUMBERED						
FD	RE	PY	GO	FN	OB	SI L2	Working	Current	Year To Date	%	Encumbered	Balance	%
LCFF State Aid Charters - Current Year													
090-00000-0-00000-00000-80111-0-0000							2,514,969.00	1,526,962.14	1,526,962.14	60.70	0.00	988,006.86	39.29
TOTAL: 80111							2,514,969.00	1,526,962.14	1,526,962.14	60.71	0.00	988,006.86	39.29
Education Protection Account - Charter Schools													
090-14000-0-00000-00000-80121-0-0000							58,968.00	15,605.00	15,605.00	26.50	0.00	43,363.00	73.54
TOTAL: 80121							58,968.00	15,605.00	15,605.00	26.46	0.00	43,363.00	73.54
LCFF/Revenue Limit State Aid - Prior Years													
090-00000-0-00000-00000-80190-0-0000							0.00	815.00	815.00	0.00	0.00	(815.00)	0.00
TOTAL: 80190							0.00	815.00	815.00	0.00	0.00	(815.00)	0.00
LCFF/Revenue Limit State Aid Charters - Prior Years													
090-00000-0-00000-00000-80191-0-0000							0.00	(296,508.48)	(296,508.48)	0.00	0.00	296,508.48	0.00
TOTAL: 80191							0.00	(296,508.48)	(296,508.48)	0.00	0.00	296,508.48	0.00
Transfers to Charter Schools in Lieu of Property Taxes													
090-00000-0-00000-00000-80960-0-0000							536,314.00	0.00	0.00	0.00	0.00	536,314.00	100.00
TOTAL: 80960							536,314.00	0.00	0.00	0.00	0.00	536,314.00	100.00
All Other Federal Revenue													
090-00000-0-00000-00000-82900-0-0000							0.00	0.00	0.00	0.00	0.00	0.00	0.00
090-30100-0-00000-00000-82900-0-0000							27,352.00	10,705.64	10,705.64	39.10	0.00	16,646.36	60.86
090-30100-3-00000-00000-82900-0-0000							46,596.00	0.00	0.00	0.00	0.00	46,596.00	100.00
090-32100-0-00000-00000-82900-0-0000							0.00	11,290.54	11,290.54	0.00	0.00	(11,290.54)	0.00
090-32120-0-00000-00000-82900-0-0000							100,965.00	100,963.98	100,963.98	100.00	0.00	1.02	0.00
090-32130-0-00000-00000-82900-0-0000							106,843.00	72,090.00	72,090.00	67.50	0.00	34,753.00	32.53
090-32140-0-00000-00000-82900-0-0000							55,551.00	0.00	0.00	0.00	0.00	55,551.00	100.00
090-40350-0-00000-00000-82900-0-0000							0.00	463.18	463.18	0.00	0.00	(463.18)	0.00
090-40350-3-00000-00000-82900-0-0000							9,064.00	0.00	0.00	0.00	0.00	9,064.00	100.00
090-41270-0-00000-00000-82900-0-0000							0.00	4,450.00	4,450.00	0.00	0.00	(4,450.00)	0.00
090-41270-3-00000-00000-82900-0-0000							8,900.00	0.00	0.00	0.00	0.00	8,900.00	100.00
090-58126-0-00000-00000-82900-0-0000							37,052.00	(3,599.60)	(3,599.60)	0.00	0.00	40,651.60	109.71
090-58126-1-00000-00000-82900-0-0000							35,581.00	0.00	0.00	0.00	0.00	35,581.00	100.00
TOTAL: 82900							427,904.00	196,363.74	196,363.74	45.89	0.00	231,540.26	54.11
Mandated Cost Reimbursements													
090-00000-0-00000-00000-85500-0-0000							5,366.00	5,724.00	5,724.00	106.70	0.00	(358.00)	0.00
TOTAL: 85500							5,366.00	5,724.00	5,724.00	106.67	0.00	(358.00)	0.00

BUDGET REPORT

BDG113

2/3/2023

Page 2 of 23

FY: 2023

12:19:16PM

FROM: 7/1/2022 TO 6/30/2023

FUND: 090 - Charter Schools Special Revenue Fund

						UNENCUMBERED		
FD	RE	PY	GO	FN	OB	SI	L2	
						Working	Current	Year To Date
						%	Encumbered	Balance
						%		%
State Lottery Revenue								
090-11000-0-00000-00000-85600-0-0000						51,255.00	566.41	566.41
090-63000-0-00000-00000-85600-0-0000						20,439.00	844.06	844.06
TOTAL: 85600						71,694.00	1,410.47	1,410.47
All Other State Revenue								
090-26000-0-00000-00000-85900-0-0000						242,462.00	133,354.30	133,354.30
090-60530-0-00000-00000-85900-0-0000						56,848.00	56,848.00	56,848.00
090-62660-0-00000-00000-85900-0-0000						11,277.00	0.00	0.00
090-67620-0-00000-00000-85900-0-0000						0.00	103,941.00	103,941.00
090-74220-0-00000-00000-85900-0-0000						106,898.00	106,898.00	106,898.00
090-74250-0-00000-00000-85900-0-0000						0.00	0.00	0.00
090-74350-0-00000-00000-85900-0-0000						0.00	164,180.00	164,180.00
TOTAL: 85900						417,485.00	565,221.30	565,221.30
Interest								
090-00000-0-00000-00000-86600-0-0000						100.00	2,349.81	2,349.81
TOTAL: 86600						100.00	2,349.81	2,349.81
Net Increase (Decrease) in the Fair Value of Investments								
090-00000-0-00000-00000-86620-0-0000						0.00	646.56	646.56
TOTAL: 86620						0.00	646.56	646.56
All Other Local Revenue								
090-00000-0-00000-00000-86990-0-0000						0.00	8,000.00	8,000.00
TOTAL: 86990						0.00	8,000.00	8,000.00
Other Authorized Interfund Transfers In								
090-00000-0-00000-00000-89190-0-0000						70,000.00	0.00	0.00
TOTAL: 89190						70,000.00	0.00	0.00
Contributions from Unrestricted Resources								
090-00000-0-00000-00000-89800-0-0000						(490,652.00)	0.00	0.00
090-07200-0-00000-00000-89800-0-0000						317,408.00	0.00	0.00
090-07230-0-00000-00000-89800-0-0000						155,948.00	0.00	0.00
090-14000-0-00000-00000-89800-0-0000						0.00	0.00	0.00
090-30100-0-00000-00000-89800-0-0000						0.00	0.00	0.00
090-30100-3-00000-00000-89800-0-0000						17,296.00	0.00	0.00
TOTAL: 89800						0.00	0.00	0.00

BUDGET REPORT

BDG113

2/3/2023

Page 3 of 23

FY: 2023

12:19:16PM

FROM: 7/1/2022 TO 6/30/2023

FUND: 090 - Charter Schools Special Revenue Fund

						UNENCUMBERED		
FD	RE	PY	GO	FN	OB	SI	L2	
						Working	Current	Year To Date
						%	Encumbered	Balance
						%		
TOTAL: 80000						4,102,800.00	2,026,589.54	2,026,589.54
						49.40	0.00	2,076,210.46
						50.60		
TOTAL INCOME:						4,102,800.00	2,026,589.54	2,026,589.54
						49.40	0.00	2,076,210.46
						50.60		
Certificated Teachers` Salaries								
090-00000-0-11100-10000-11000-0-0000						1,101,916.00	639,971.59	639,971.59
						58.10	0.00	461,944.41
090-07200-0-11100-10000-11000-0-0000						0.00	0.00	0.00
090-07200-0-11100-10000-11000-0-0101						0.00	0.00	0.00
090-07200-0-11100-10000-11000-0-0105						0.00	0.00	0.00
090-07200-0-11100-10000-11000-0-0106						0.00	0.00	0.00
090-14000-0-11100-10000-11000-0-0000						47,142.00	9,650.96	9,650.96
						20.50	0.00	37,491.04
090-30100-0-11100-10000-11000-0-0105						0.00	0.00	0.00
090-30100-3-11100-10000-11000-0-0105						0.00	0.00	0.00
090-32130-0-11100-10000-11000-0-0000						0.00	0.00	0.00
090-32130-0-11100-10000-11000-0-0101						67,951.00	38,375.10	38,375.10
						56.50	0.00	29,575.90
090-74220-0-11100-10000-11000-0-0000						75,897.00	42,362.13	42,362.13
						55.80	0.00	33,534.87
090-74250-0-11100-10000-11000-0-0000						0.00	0.00	0.00
						0.00	0.00	0.00
TOTAL: 11000						1,292,906.00	730,359.78	730,359.78
						56.49	0.00	562,546.22
						43.51		
Substitute Teachers								
090-00000-0-11100-10000-11002-0-0000						30,000.00	18,846.25	18,846.25
						62.80	0.00	11,153.75
090-32130-0-11100-10000-11002-0-0000						0.00	0.00	0.00
						0.00	0.00	0.00
090-60530-0-11100-10000-11002-0-0000						2,000.00	0.00	0.00
						0.00	0.00	0.00
TOTAL: 11002						32,000.00	18,846.25	18,846.25
						58.89	0.00	13,153.75
						41.11		
Teacher - Auxiliary								
090-00000-0-11100-40000-11003-0-0000						5,429.00	5,380.45	5,380.45
						99.10	0.00	48.55
090-00000-0-11100-41000-11003-0-0000						0.00	0.00	0.00
						0.00	0.00	0.00
090-00000-0-11100-41000-11003-0-0203						0.00	0.00	0.00
090-11000-0-11100-41000-11003-0-0203						890.00	2,366.76	2,366.76
						265.90	0.00	(1,476.76)
090-26000-0-11100-10000-11003-0-0000						0.00	3,151.72	3,151.72
						0.00	0.00	(3,151.72)
090-32100-0-11100-10000-11003-0-0000						0.00	5,030.79	5,030.79
						0.00	0.00	(5,030.79)
090-32130-0-11100-10000-11003-0-0307						2,225.00	0.00	0.00
						0.00	0.00	2,225.00
TOTAL: 11003						8,544.00	15,929.72	15,929.72
						186.44	0.00	(7,385.72)
						0.00		0.00
Certificated Supervisors and Administrators Salaries								
090-00000-0-00000-27000-13000-0-0000						103,077.00	60,127.90	60,127.90
						58.30	0.00	42,949.10
090-07200-0-11100-21100-13000-0-0000						0.00	0.00	0.00
						0.00	0.00	0.00
090-07200-0-11100-21100-13000-0-0104						0.00	0.00	0.00
						0.00	0.00	0.00

BUDGET REPORT

BDG113

2/3/2023

Page 4 of 23

FY: 2023

12:19:16PM

FROM: 7/1/2022 TO 6/30/2023

FUND: 090 - Charter Schools Special Revenue Fund

											UNENCUMBERED				
FD	RE	PY	GO	FN	OB	SI	L2		Working	Current	Year To Date	%	Encumbered	Balance	%
090-07200-0-11100-21100-13000-0-0112								0.00	0.00	0.00	0.00	0.00	0.00	0.00	0.00
090-62660-0-11100-21000-13000-0-0104								21,360.00	11,650.86	11,650.86	54.50	0.00	9,709.14	45.45	
090-62660-0-11100-21100-13000-0-0104								0.00	0.00	0.00	0.00	0.00	0.00	0.00	
TOTAL: 13000								124,437.00	71,778.76	71,778.76	57.68	0.00	52,658.24	42.32	
Other Certificated Salaries															
090-00000-0-11100-40000-19000-0-0000								C	0.00	0.00	0.00	0.00	0.00	0.00	0.00
090-07200-0-00000-24200-19000-0-0000								C	0.00	0.00	0.00	0.00	0.00	0.00	0.00
TOTAL: 19000									0.00	0.00	0.00	0.00	0.00	0.00	0.00
TOTAL: 10000									1,457,887.00	836,914.51	836,914.51	57.41	0.00	620,972.49	42.59
Classified Instructional Salaries															
090-00000-0-11100-10000-21000-0-0000								C	0.00	0.00	0.00	0.00	0.00	0.00	0.00
090-00000-0-11100-40000-21000-0-0000								C	0.00	0.00	0.00	0.00	0.00	0.00	0.00
090-07200-0-11100-10000-21000-0-0000									0.00	56.71	56.71	0.00	0.00	(56.71)	0.00
090-07200-0-11100-10000-21000-0-0101									29,208.00	17,136.01	17,136.01	58.70	0.00	12,071.99	41.33
090-07200-0-11100-10000-21000-0-0110									68,973.00	83,907.03	83,907.03	121.70	0.00	(14,934.03)	0.00
090-26000-0-11100-10000-21000-0-0000									41,145.00	18,729.44	18,729.44	45.50	0.00	22,415.56	54.48
090-30100-0-11100-10000-21000-0-0000								C	0.00	0.00	0.00	0.00	0.00	0.00	0.00
090-30100-0-11100-10000-21000-0-0110									20,136.00	9,960.28	9,960.28	49.50	0.00	10,175.72	50.53
090-30100-0-11100-10000-21000-0-0111									0.00	0.00	0.00	0.00	0.00	0.00	0.00
090-30100-3-11100-10000-21000-0-0106									36,310.00	19,890.92	19,890.92	54.80	0.00	16,419.08	45.22
090-30100-3-11100-10000-21000-0-0110									0.00	2,214.61	2,214.61	0.00	0.00	(2,214.61)	0.00
090-30100-3-11100-10000-21000-0-0111									0.00	0.00	0.00	0.00	0.00	0.00	0.00
090-32120-0-11100-10000-21000-0-0110									54,057.00	7,055.39	7,055.39	13.10	0.00	47,001.61	86.95
090-60530-0-11100-10000-21000-0-0000									18,000.00	0.00	0.00	0.00	0.00	18,000.00	100.00
090-74250-0-11100-10000-21000-0-0000								C	0.00	0.00	0.00	0.00	0.00	0.00	0.00
TOTAL: 21000									267,829.00	158,950.39	158,950.39	59.35	0.00	108,878.61	40.65
Instructional Aides - Auxiliary															
090-00000-0-11100-40000-21003-0-0000									6,052.00	4,628.00	4,628.00	76.50	0.00	1,424.00	23.53
090-00000-0-11100-41000-21003-0-0203									0.00	0.00	0.00	0.00	0.00	0.00	0.00
090-07200-0-11100-10000-21003-0-0110									1,000.00	451.06	451.06	45.10	0.00	548.94	54.89
090-11000-0-11100-41000-21003-0-0203									890.00	0.00	0.00	0.00	0.00	890.00	100.00
090-26000-0-11100-10000-21003-0-0000									5,000.00	0.00	0.00	0.00	0.00	5,000.00	100.00
090-32120-0-11100-10000-21003-0-0110									0.00	0.00	0.00	0.00	0.00	0.00	0.00
TOTAL: 21003									12,942.00	5,079.06	5,079.06	39.24	0.00	7,862.94	60.76
Classified Support Salaries															

FROM: 7/1/2022 TO 6/30/2023

FUND: 090 - Charter Schools Special Revenue Fund

							UNENCUMBERED						
FD	RE	PY	GO	FN	OB	SI L2	Working	Current	Year To Date	%	Encumbered	Balance	%
090-00000-0-00000-81100-22000-0-0000							0.00	0.00	0.00	0.00	0.00	0.00	0.00
090-00000-0-00000-82000-22000-0-0000							68,253.00	41,411.51	41,411.51	60.70	0.00	26,841.49	39.33
090-00000-0-11100-40000-22000-0-0000							C	0.00	0.00	0.00	0.00	0.00	0.00
090-07200-0-00000-24203-22000-0-0202							5,768.00	2,897.41	2,897.41	50.20	0.00	2,870.59	49.77
090-07200-0-00000-31400-22000-0-0000							C	0.00	0.00	0.00	0.00	0.00	0.00
090-07200-0-00000-31400-22000-0-0308							37,614.00	21,533.20	21,533.20	57.20	0.00	16,080.80	42.75
090-07200-0-00000-36000-22000-0-0000							C	0.00	0.00	0.00	0.00	0.00	0.00
090-07230-0-00000-36000-22000-0-0000							36,129.00	18,614.08	18,614.08	51.50	0.00	17,514.92	48.48
090-26000-0-00000-37000-22000-0-0000							0.00	703.50	703.50	0.00	0.00	(703.50)	0.00
090-26000-0-00000-82000-22000-0-0000							17,698.00	9,244.61	9,244.61	52.20	0.00	8,453.39	47.76
090-73880-0-00000-82000-22000-0-0000							2,542.80	0.00	0.00	0.00	0.00	2,542.80	100.00
090-74250-0-00000-36000-22000-0-0000							C	0.00	0.00	0.00	0.00	0.00	0.00
090-74250-0-00000-81100-22000-0-0000							C	0.00	0.00	0.00	0.00	0.00	0.00
090-74250-0-00000-82000-22000-0-0000							C	0.00	0.00	0.00	0.00	0.00	0.00
TOTAL: 22000							168,004.80	94,404.31	94,404.31	56.19	0.00	73,600.49	43.81
Classified Support Salaries - Auxiliary													
090-00000-0-00000-82000-22003-0-0000							8,900.00	1,871.04	1,871.04	21.00	0.00	7,028.96	78.98
090-07200-0-00000-31400-22003-0-0308							890.00	22.80	22.80	2.60	0.00	867.20	97.44
090-07230-0-00000-36000-22003-0-0000							11,570.00	50.22	50.22	0.40	0.00	11,519.78	99.57
TOTAL: 22003							21,360.00	1,944.06	1,944.06	9.10	0.00	19,415.94	90.90
Classified Supervisors' and Administrators' Salaries													
090-00000-0-00000-27000-23000-0-0000							3,115.00	0.00	0.00	0.00	0.00	3,115.00	100.00
090-00000-0-00000-72000-23000-0-0000							78,440.00	46,671.71	46,671.71	59.50	0.00	31,768.29	40.50
090-07200-0-00000-21000-23000-0-0000							C	0.00	0.00	0.00	0.00	0.00	0.00
090-07230-0-00000-36000-23000-0-0000							38,695.00	22,508.81	22,508.81	58.20	0.00	16,186.19	41.83
TOTAL: 23000							120,250.00	69,180.52	69,180.52	57.53	0.00	51,069.48	42.47
Clerical, Technical and Office Staff Salaries													
090-00000-0-00000-27000-24000-0-0000							0.00	3,278.39	3,278.39	0.00	0.00	(3,278.39)	0.00
090-00000-0-00000-27000-24000-0-0207							71,340.00	39,034.16	39,034.16	54.70	0.00	32,305.84	45.28
090-00000-0-00000-72000-24000-0-0000							0.00	(146.54)	(146.54)	0.00	0.00	146.54	0.00
090-00000-0-00000-72000-24000-0-0207							26,393.00	15,882.83	15,882.83	60.20	0.00	10,510.17	39.82
090-00000-0-11100-27000-24000-0-0000							C	0.00	0.00	0.00	0.00	0.00	0.00
090-07200-0-00000-24200-24000-0-0000							C	0.00	0.00	0.00	0.00	0.00	0.00
090-07200-0-00000-27000-24000-0-0000							C	0.00	0.00	0.00	0.00	0.00	0.00
090-74250-0-11100-27000-24000-0-0000							C	0.00	0.00	0.00	0.00	0.00	0.00
TOTAL: 24000							97,733.00	58,048.84	58,048.84	59.40	0.00	39,684.16	40.60

BUDGET REPORT

BDG113

2/3/2023

Page 6 of 23

FY: 2023

12:19:16PM

FROM: 7/1/2022 TO 6/30/2023

FUND: 090 - Charter Schools Special Revenue Fund

						UNENCUMBERED		
FD	RE	PY	GO	FN	OB	SI	L2	
						Working	Current	Year To Date
						%	Encumbered	Balance
						%		%
Other Classified Salaries								
090-00000-0-00000-27000-29000-0-0305					C	0.00	0.00	0.00
090-00000-0-11100-10000-29000-0-0000						0.00	0.00	0.00
090-00000-0-11100-27000-29000-0-0000					C	0.00	0.00	0.00
090-07200-0-00000-21000-29000-0-0107						18,555.00	8,851.24	8,851.24
090-07200-0-00000-24200-29000-0-0000					C	0.00	0.00	0.00
090-07200-0-00000-24200-29000-0-0202						17,220.00	11,467.01	11,467.01
090-07200-0-00000-27000-29000-0-0305						19,659.00	10,973.06	10,973.06
090-07200-0-00000-31400-29000-0-0000					C	0.00	0.00	0.00
090-32130-0-00000-27000-29000-0-0000						0.00	0.00	0.00
090-32130-0-11100-10000-29000-0-0000						0.00	0.00	0.00
090-58126-0-00000-27000-29000-0-0201					C	0.00	0.00	0.00
090-58126-0-11100-10000-29000-0-0201						8,425.00	4,702.74	4,702.74
090-74250-0-11100-10000-29000-0-0000					C	0.00	0.00	0.00
TOTAL: 29000						63,859.00	35,994.05	35,994.05
TOTAL: 20000						751,977.80	423,601.23	423,601.23
State Teachers` Retirement System, certificated positions								
090-00000-0-00000-27000-31010-0-0000						19,688.00	11,484.41	11,484.41
090-00000-0-11100-10000-31010-0-0000						212,215.00	120,322.39	120,322.39
090-00000-0-11100-40000-31010-0-0000						0.00	1,027.66	1,027.66
090-00000-0-11100-41000-31010-0-0000						0.00	0.00	0.00
090-00000-0-11100-41000-31010-0-0203						0.00	0.00	0.00
090-07200-0-00000-24200-31010-0-0000					C	0.00	0.00	0.00
090-07200-0-11100-10000-31010-0-0000					C	0.00	0.00	0.00
090-07200-0-11100-10000-31010-0-0101						0.00	0.00	0.00
090-07200-0-11100-10000-31010-0-0105						0.00	0.00	0.00
090-07200-0-11100-10000-31010-0-0106						0.00	0.00	0.00
090-07200-0-11100-21100-31010-0-0000					C	0.00	0.00	0.00
090-07200-0-11100-21100-31010-0-0104						0.00	0.00	0.00
090-07200-0-11100-21100-31010-0-0112						0.00	0.00	0.00
090-11000-0-11100-41000-31010-0-0203						102.00	452.03	452.03
090-14000-0-11100-10000-31010-0-0000						8,752.00	1,591.28	1,591.28
090-26000-0-11100-10000-31010-0-0000						0.00	601.97	601.97
090-30100-0-11100-10000-31010-0-0105						0.00	0.00	0.00
090-30100-3-11100-10000-31010-0-0105						0.00	0.00	0.00
090-32100-0-11100-10000-31010-0-0000						0.00	947.41	947.41
090-32130-0-11100-10000-31010-0-0000						0.00	0.00	0.00

BUDGET REPORT

BDG113

2/3/2023

Page 7 of 23

FY: 2023

12:19:16PM

FROM: 7/1/2022 TO 6/30/2023

FUND: 090 - Charter Schools Special Revenue Fund

						UNENCUMBERED	
FD	RE	PY	GO	FN	OB	SI	L2
						Working	Current
						Year To Date	%
						Encumbered	Balance
							%
090-32130-0-11100-10000-31010-0-0101						12,615.00	7,123.30
090-32130-0-11100-10000-31010-0-0307						76.00	0.00
090-62660-0-11100-21000-31010-0-0104						4,080.00	2,225.28
090-74220-0-11100-10000-31010-0-0000						14,091.00	7,841.43
090-74250-0-11100-10000-31010-0-0000					C	0.00	0.00
TOTAL: 31010						271,619.00	153,617.16
						153,617.16	56.56
						0.00	0.00
						118,001.84	43.44
State Teachers` Retirement System, classified positions							
090-00000-0-00000-27000-31020-0-0000						1,000.00	0.00
090-07200-0-00000-21000-31020-0-0107						3,452.00	1,638.30
090-07200-0-00000-24200-31020-0-0000					C	0.00	0.00
090-07200-0-00000-24200-31020-0-0202						3,982.00	2,137.91
090-30100-3-11100-10000-31020-0-0106						5,197.00	3,605.04
TOTAL: 31020						13,631.00	7,381.25
						7,381.25	54.15
						0.00	0.00
						6,249.75	45.85
Public Employees Retirement System, certificated positions							
090-00000-0-11100-10000-32010-0-0000						0.00	0.00
TOTAL: 32010						0.00	0.00
						0.00	0.00
Public Employees` Retirement System, classified positions							
090-00000-0-00000-27000-32020-0-0000						0.00	786.94
090-00000-0-00000-27000-32020-0-0207						17,592.00	9,396.30
090-00000-0-00000-27000-32020-0-0305						0.00	0.00
090-00000-0-00000-72000-32020-0-0000						19,344.00	11,283.52
090-00000-0-00000-72000-32020-0-0207						6,508.00	3,796.58
090-00000-0-00000-81100-32020-0-0000						0.00	0.00
090-00000-0-00000-82000-32020-0-0000						19,088.00	10,086.01
090-00000-0-11100-10000-32020-0-0000						0.00	0.00
090-00000-0-11100-27000-32020-0-0000					C	0.00	0.00
090-00000-0-11100-40000-32020-0-0000						0.00	1,174.11
090-00000-0-11100-41000-32020-0-0203						0.00	0.00
090-07200-0-00000-21000-32020-0-0000					C	0.00	0.00
090-07200-0-00000-21000-32020-0-0107						0.00	0.00
090-07200-0-00000-24203-32020-0-0202						1,464.00	0.00
090-07200-0-00000-27000-32020-0-0000					C	0.00	0.00
090-07200-0-00000-27000-32020-0-0305						4,848.00	2,644.25
090-07200-0-00000-31400-32020-0-0000					C	0.00	0.00
090-07200-0-00000-31400-32020-0-0308						9,501.00	5,201.61
090-07200-0-00000-36000-32020-0-0000					C	0.00	0.00
						5,201.61	54.70
						0.00	0.00
						0.00	0.00
						4,299.39	45.25
						0.00	0.00

BUDGET REPORT

BDG113

2/3/2023

Page 8 of 23

FY: 2023

12:19:16PM

FROM: 7/1/2022 TO 6/30/2023

FUND: 090 - Charter Schools Special Revenue Fund

								UNENCUMBERED							
FD	RE	PY	GO	FN	OB	SI	L2	Working	Current	Year To Date	%	Encumbered	Balance	%	
090-07200-0-11100-10000-32020-0-0000								C	0.00	14.39	14.39	0.00	0.00	(14.39)	0.00
090-07200-0-11100-10000-32020-0-0101									7,203.00	4,139.95	4,139.95	57.50	0.00	3,063.05	42.52
090-07200-0-11100-10000-32020-0-0110									17,273.00	17,091.94	17,091.94	99.00	0.00	181.06	1.05
090-07200-0-11100-27000-32020-0-0000								C	0.00	0.00	0.00	0.00	0.00	0.00	0.00
090-07230-0-00000-36000-32020-0-0000									9,616.00	9,800.13	9,800.13	101.90	0.00	(184.13)	0.00
090-11000-0-11100-41000-32020-0-0203									136.00	0.00	0.00	0.00	0.00	136.00	100.00
090-26000-0-00000-37000-32020-0-0000									0.00	178.49	178.49	0.00	0.00	(178.49)	0.00
090-26000-0-00000-82000-32020-0-0000									4,365.00	2,219.67	2,219.67	50.90	0.00	2,145.33	49.15
090-30100-0-11100-10000-32020-0-0000								C	0.00	0.00	0.00	0.00	0.00	0.00	0.00
090-30100-0-11100-10000-32020-0-0110									5,196.00	2,526.90	2,526.90	48.60	0.00	2,669.10	51.37
090-30100-0-11100-10000-32020-0-0111									0.00	0.00	0.00	0.00	0.00	0.00	0.00
090-30100-3-11100-10000-32020-0-0110									0.00	561.84	561.84	0.00	0.00	(561.84)	0.00
090-30100-3-11100-10000-32020-0-0111									0.00	0.00	0.00	0.00	0.00	0.00	0.00
090-32120-0-11100-10000-32020-0-0110									21,564.00	1,554.92	1,554.92	7.20	0.00	20,009.08	92.79
090-58126-0-00000-27000-32020-0-0201								C	0.00	0.00	0.00	0.00	0.00	0.00	0.00
090-58126-0-11100-10000-32020-0-0201									2,077.00	1,133.24	1,133.24	54.60	0.00	943.76	45.44
090-74250-0-00000-36000-32020-0-0000								C	0.00	0.00	0.00	0.00	0.00	0.00	0.00
090-74250-0-11100-10000-32020-0-0000								C	0.00	0.00	0.00	0.00	0.00	0.00	0.00
090-74250-0-11100-27000-32020-0-0000								C	0.00	0.00	0.00	0.00	0.00	0.00	0.00
TOTAL: 32020									145,775.00	83,590.79	83,590.79	57.34	0.00	62,184.21	42.66
OASDI, Certificated Positions															
090-00000-0-11100-10000-33012-0-0000									1,000.00	15.50	15.50	1.60	0.00	984.50	98.45
090-07200-0-11100-10000-33012-0-0000								C	0.00	0.00	0.00	0.00	0.00	0.00	0.00
TOTAL: 33012									1,000.00	15.50	15.50	1.55	0.00	984.50	98.45
Medicare, Certificated Positions															
090-00000-0-00000-27000-33013-0-0000									1,495.00	871.85	871.85	58.30	0.00	623.15	41.68
090-00000-0-11100-10000-33013-0-0000									16,111.00	9,552.90	9,552.90	59.30	0.00	6,558.10	40.71
090-00000-0-11100-40000-33013-0-0000									80.00	78.00	78.00	97.50	0.00	2.00	2.50
090-00000-0-11100-41000-33013-0-0000									0.00	0.00	0.00	0.00	0.00	0.00	0.00
090-00000-0-11100-41000-33013-0-0203									0.00	0.00	0.00	0.00	0.00	0.00	0.00
090-07200-0-00000-24200-33013-0-0000								C	0.00	0.00	0.00	0.00	0.00	0.00	0.00
090-07200-0-11100-10000-33013-0-0000								C	0.00	0.00	0.00	0.00	0.00	0.00	0.00
090-07200-0-11100-10000-33013-0-0101									0.00	0.00	0.00	0.00	0.00	0.00	0.00
090-07200-0-11100-10000-33013-0-0105									0.00	0.00	0.00	0.00	0.00	0.00	0.00
090-07200-0-11100-10000-33013-0-0106									0.00	0.00	0.00	0.00	0.00	0.00	0.00
090-07200-0-11100-21100-33013-0-0000								C	0.00	0.00	0.00	0.00	0.00	0.00	0.00
090-07200-0-11100-21100-33013-0-0104									0.00	0.00	0.00	0.00	0.00	0.00	0.00

BUDGET REPORT

BDG113

2/3/2023

Page 9 of 23

FY: 2023

12:19:16PM

FROM: 7/1/2022 TO 6/30/2023

FUND: 090 - Charter Schools Special Revenue Fund

								UNENCUMBERED						
FD	RE	PY	GO	FN	OB	SI	L2	Working	Current	Year To Date	%	Encumbered	Balance	%
090-07200-0-11100-21100-33013-0-0112								0.00	0.00	0.00	0.00	0.00	0.00	0.00
090-11000-0-11100-41000-33013-0-0203								8.00	34.29	34.29	428.60	0.00	(26.29)	0.00
090-14000-0-11100-10000-33013-0-0000								665.00	139.93	139.93	21.00	0.00	525.07	78.96
090-26000-0-11100-10000-33013-0-0000								657.00	45.70	45.70	7.00	0.00	611.30	93.04
090-30100-0-11100-10000-33013-0-0105								0.00	0.00	0.00	0.00	0.00	0.00	0.00
090-30100-3-11100-10000-33013-0-0105								0.00	0.00	0.00	0.00	0.00	0.00	0.00
090-32100-0-11100-10000-33013-0-0000								0.00	72.93	72.93	0.00	0.00	(72.93)	0.00
090-32130-0-11100-10000-33013-0-0000								0.00	0.00	0.00	0.00	0.00	0.00	0.00
090-32130-0-11100-10000-33013-0-0101								958.00	556.44	556.44	58.10	0.00	401.56	41.92
090-32130-0-11100-10000-33013-0-0307								12.00	0.00	0.00	0.00	0.00	12.00	100.00
090-62660-0-11100-21000-33013-0-0104								310.00	168.96	168.96	54.50	0.00	141.04	45.50
090-74220-0-11100-10000-33013-0-0000								1,070.00	614.23	614.23	57.40	0.00	455.77	42.60
090-74250-0-11100-10000-33013-0-0000								0.00	0.00	0.00	0.00	0.00	0.00	0.00
TOTAL: 33013								21,366.00	12,135.23	12,135.23	56.80	0.00	9,230.77	43.20
Social Security/Medicare/Alternative, classified positions														
090-00000-0-00000-27000-33020-0-0000								0.00	0.00	0.00	0.00	0.00	0.00	0.00
090-00000-0-00000-72000-33020-0-0000								0.00	0.00	0.00	0.00	0.00	0.00	0.00
090-00000-0-11100-10000-33020-0-0000								0.00	0.00	0.00	0.00	0.00	0.00	0.00
090-07200-0-00000-31400-33020-0-0000								0.00	0.00	0.00	0.00	0.00	0.00	0.00
090-07230-0-00000-36000-33020-0-0000								0.00	0.00	0.00	0.00	0.00	0.00	0.00
090-30100-0-11100-10000-33020-0-0000								0.00	0.00	0.00	0.00	0.00	0.00	0.00
TOTAL: 33020								0.00	0.00	0.00	0.00	0.00	0.00	0.00
OASDI, classified positions														
090-00000-0-00000-27000-33022-0-0000								2,800.00	192.31	192.31	6.90	0.00	2,607.69	93.13
090-00000-0-00000-27000-33022-0-0207								4,299.00	2,420.13	2,420.13	56.30	0.00	1,878.87	43.70
090-00000-0-00000-27000-33022-0-0305								0.00	0.00	0.00	0.00	0.00	0.00	0.00
090-00000-0-00000-72000-33022-0-0000								4,727.00	2,893.66	2,893.66	61.20	0.00	1,833.34	38.78
090-00000-0-00000-72000-33022-0-0207								1,590.00	973.61	973.61	61.20	0.00	616.39	38.77
090-00000-0-00000-81100-33022-0-0000								0.00	0.00	0.00	0.00	0.00	0.00	0.00
090-00000-0-00000-82000-33022-0-0000								4,665.00	2,683.51	2,683.51	57.50	0.00	1,981.49	42.48
090-00000-0-11100-10000-33022-0-0000								0.00	0.00	0.00	0.00	0.00	0.00	0.00
090-00000-0-11100-27000-33022-0-0000								0.00	0.00	0.00	0.00	0.00	0.00	0.00
090-00000-0-11100-40000-33022-0-0000								376.00	286.94	286.94	76.30	0.00	89.06	23.69
090-00000-0-11100-41000-33022-0-0203								0.00	0.00	0.00	0.00	0.00	0.00	0.00
090-07200-0-00000-21000-33022-0-0000								0.00	0.00	0.00	0.00	0.00	0.00	0.00
090-07200-0-00000-21000-33022-0-0107								1,121.00	0.00	0.00	0.00	0.00	1,121.00	100.00
090-07200-0-00000-24200-33022-0-0000								0.00	0.00	0.00	0.00	0.00	0.00	0.00

12:19:16PM

FROM: 7/1/2022 TO 6/30/2023

FUND: 090 - Charter Schools Special Revenue Fund

UNENCUMBERED

FD	RE	PY	GO	FN	OB	SI	L2	Working	Current	Year To Date	%	Encumbered	Balance	%
090-07200-0-00000-24200-33022-0-0202								1,038.00	0.00	0.00	0.00	0.00	1,038.00	100.00
090-07200-0-00000-24203-33022-0-0202								358.00	179.64	179.64	50.20	0.00	178.36	49.82
090-07200-0-00000-27000-33022-0-0000							C	0.00	0.00	0.00	0.00	0.00	0.00	0.00
090-07200-0-00000-27000-33022-0-0305								1,184.00	680.34	680.34	57.50	0.00	503.66	42.54
090-07200-0-00000-31400-33022-0-0000							C	0.00	0.00	0.00	0.00	0.00	0.00	0.00
090-07200-0-00000-31400-33022-0-0308								2,321.00	1,336.49	1,336.49	57.60	0.00	984.51	42.42
090-07200-0-00000-36000-33022-0-0000							C	0.00	0.00	0.00	0.00	0.00	0.00	0.00
090-07200-0-11100-10000-33022-0-0000							C	0.00	3.52	3.52	0.00	0.00	(3.52)	0.00
090-07200-0-11100-10000-33022-0-0101								1,760.00	1,062.42	1,062.42	60.40	0.00	697.58	39.64
090-07200-0-11100-10000-33022-0-0110								4,221.00	5,233.45	5,233.45	124.00	0.00	(1,012.45)	0.00
090-07230-0-00000-36000-33022-0-0000								2,350.00	2,552.71	2,552.71	108.60	0.00	(202.71)	0.00
090-11000-0-11100-41000-33022-0-0203								33.00	0.00	0.00	0.00	0.00	33.00	100.00
090-26000-0-00000-37000-33022-0-0000								0.00	43.61	43.61	0.00	0.00	(43.61)	0.00
090-26000-0-00000-82000-33022-0-0000								1,067.00	573.15	573.15	53.70	0.00	493.85	46.28
090-26000-0-11100-10000-33022-0-0000								2,812.00	542.23	542.23	19.30	0.00	2,269.77	80.72
090-30100-0-11100-10000-33022-0-0000							C	0.00	0.00	0.00	0.00	0.00	0.00	0.00
090-30100-0-11100-10000-33022-0-0110								1,270.00	617.56	617.56	48.60	0.00	652.44	51.37
090-30100-0-11100-10000-33022-0-0111								0.00	0.00	0.00	0.00	0.00	0.00	0.00
090-30100-3-11100-10000-33022-0-0110								0.00	137.30	137.30	0.00	0.00	(137.30)	0.00
090-30100-3-11100-10000-33022-0-0111								0.00	0.00	0.00	0.00	0.00	0.00	0.00
090-32120-0-11100-10000-33022-0-0110								5,270.00	437.44	437.44	8.30	0.00	4,832.56	91.70
090-32130-0-00000-27000-33022-0-0000								0.00	0.00	0.00	0.00	0.00	0.00	0.00
090-32130-0-11100-10000-33022-0-0000								0.00	0.00	0.00	0.00	0.00	0.00	0.00
090-58126-0-00000-27000-33022-0-0201							C	0.00	0.00	0.00	0.00	0.00	0.00	0.00
090-58126-0-11100-10000-33022-0-0201								507.00	291.56	291.56	57.50	0.00	215.44	42.49
090-74250-0-00000-36000-33022-0-0000							C	0.00	0.00	0.00	0.00	0.00	0.00	0.00
090-74250-0-00000-81100-33022-0-0000							C	0.00	0.00	0.00	0.00	0.00	0.00	0.00
090-74250-0-00000-82000-33022-0-0000							C	0.00	0.00	0.00	0.00	0.00	0.00	0.00
090-74250-0-11100-10000-33022-0-0000							C	0.00	0.00	0.00	0.00	0.00	0.00	0.00
090-74250-0-11100-27000-33022-0-0000							C	0.00	0.00	0.00	0.00	0.00	0.00	0.00
TOTAL: 33022								43,769.00	23,141.58	23,141.58	52.87	0.00	20,627.42	47.13

Medicare, classified positions

090-00000-0-00000-27000-33023-0-0000	0.00	47.54	47.54	0.00	0.00	(47.54)	0.00
090-00000-0-00000-27000-33023-0-0207	1,005.00	565.99	565.99	56.30	0.00	439.01	43.68
090-00000-0-00000-27000-33023-0-0305	0.00	0.00	0.00	0.00	0.00	0.00	0.00
090-00000-0-00000-72000-33023-0-0000	1,105.00	674.59	674.59	61.00	0.00	430.41	38.95
090-00000-0-00000-72000-33023-0-0207	372.00	230.32	230.32	61.90	0.00	141.68	38.09
090-00000-0-00000-81100-33023-0-0000	0.00	0.00	0.00	0.00	0.00	0.00	0.00

BUDGET REPORT

BDG113

2/3/2023

Page 11 of 23

FY: 2023

12:19:16PM

FROM: 7/1/2022 TO 6/30/2023

FUND: 090 - Charter Schools Special Revenue Fund

								UNENCUMBERED							
FD	RE	PY	GO	FN	OB	SI	L2	Working	Current	Year To Date	%	Encumbered	Balance	%	
090-00000-0-00000-82000-33023-0-0000								1,091.00	627.60	627.60	57.50	0.00	463.40	42.47	
090-00000-0-11100-10000-33023-0-0000								16,111.00	0.00	0.00	0.00	0.00	16,111.00	100.00	
090-00000-0-11100-27000-33023-0-0000								C	0.00	0.00	0.00	0.00	0.00	0.00	
090-00000-0-11100-40000-33023-0-0000								88.00	67.07	67.07	76.20	0.00	20.93	23.78	
090-00000-0-11100-41000-33023-0-0203								0.00	0.00	0.00	0.00	0.00	0.00	0.00	
090-07200-0-00000-21000-33023-0-0000								C	0.00	0.00	0.00	0.00	0.00	0.00	
090-07200-0-00000-21000-33023-0-0107								262.00	128.36	128.36	49.00	0.00	133.64	51.01	
090-07200-0-00000-24200-33023-0-0000								C	0.00	0.00	0.00	0.00	0.00	0.00	
090-07200-0-00000-24200-33023-0-0202								242.00	166.30	166.30	68.70	0.00	75.70	31.28	
090-07200-0-00000-24203-33023-0-0202								84.00	42.02	42.02	50.00	0.00	41.98	49.98	
090-07200-0-00000-27000-33023-0-0000								C	0.00	0.00	0.00	0.00	0.00	0.00	
090-07200-0-00000-27000-33023-0-0305								277.00	159.12	159.12	57.40	0.00	117.88	42.56	
090-07200-0-00000-31400-33023-0-0000								C	0.00	0.00	0.00	0.00	0.00	0.00	
090-07200-0-00000-31400-33023-0-0308								543.00	312.56	312.56	57.60	0.00	230.44	42.44	
090-07200-0-00000-36000-33023-0-0000								C	0.00	0.00	0.00	0.00	0.00	0.00	
090-07200-0-11100-10000-33023-0-0000								C	0.00	0.83	0.83	0.00	0.00	(0.83)	0.00
090-07200-0-11100-10000-33023-0-0101								412.00	248.43	248.43	60.30	0.00	163.57	39.70	
090-07200-0-11100-10000-33023-0-0110								988.00	1,223.21	1,223.21	123.80	0.00	(235.21)	0.00	
090-07230-0-00000-36000-33023-0-0000								549.00	596.97	596.97	108.70	0.00	(47.97)	0.00	
090-11000-0-11100-41000-33023-0-0203								8.00	0.00	0.00	0.00	0.00	8.00	100.00	
090-26000-0-00000-37000-33023-0-0000								0.00	10.20	10.20	0.00	0.00	(10.20)	0.00	
090-26000-0-00000-82000-33023-0-0000								250.00	134.03	134.03	53.60	0.00	115.97	46.39	
090-26000-0-11100-10000-33023-0-0000								657.00	271.59	271.59	41.30	0.00	385.41	58.66	
090-30100-0-11100-10000-33023-0-0000								C	0.00	0.00	0.00	0.00	0.00	0.00	
090-30100-0-11100-10000-33023-0-0110								297.00	144.42	144.42	48.60	0.00	152.58	51.37	
090-30100-0-11100-10000-33023-0-0111								0.00	0.00	0.00	0.00	0.00	0.00	0.00	
090-30100-3-11100-10000-33023-0-0106								512.00	288.42	288.42	56.30	0.00	223.58	43.67	
090-30100-3-11100-10000-33023-0-0110								0.00	32.11	32.11	0.00	0.00	(32.11)	0.00	
090-30100-3-11100-10000-33023-0-0111								0.00	0.00	0.00	0.00	0.00	0.00	0.00	
090-32120-0-11100-10000-33023-0-0110								1,233.00	102.30	102.30	8.30	0.00	1,130.70	91.70	
090-32130-0-00000-27000-33023-0-0000								0.00	0.00	0.00	0.00	0.00	0.00	0.00	
090-32130-0-11100-10000-33023-0-0000								0.00	0.00	0.00	0.00	0.00	0.00	0.00	
090-58126-0-00000-27000-33023-0-0201								C	0.00	0.00	0.00	0.00	0.00	0.00	
090-58126-0-11100-10000-33023-0-0201								1,189.00	68.19	68.19	5.70	0.00	1,120.81	94.26	
090-74250-0-00000-36000-33023-0-0000								C	0.00	0.00	0.00	0.00	0.00	0.00	
090-74250-0-00000-81100-33023-0-0000								C	0.00	0.00	0.00	0.00	0.00	0.00	
090-74250-0-00000-82000-33023-0-0000								C	0.00	0.00	0.00	0.00	0.00	0.00	
090-74250-0-11100-10000-33023-0-0000								C	0.00	0.00	0.00	0.00	0.00	0.00	

BUDGET REPORT

BDG113

2/3/2023

Page 12 of 23

FY: 2023

12:19:16PM

FROM: 7/1/2022 TO 6/30/2023

FUND: 090 - Charter Schools Special Revenue Fund

								UNENCUMBERED							
FD	RE	PY	GO	FN	OB	SI	L2	Working	Current	Year To Date	%	Encumbered	Balance	%	
090-74250-0-11100-27000-33023-0-0000								C	0.00	0.00	0.00	0.00	0.00	0.00	0.00
TOTAL: 33023									27,275.00	6,142.17	6,142.17	22.52	0.00	21,132.83	77.48
Health & Welfare Benefits, certificated positions															
090-00000-0-00000-27000-34010-0-0000									12,600.00	6,982.50	6,982.50	55.40	0.00	5,617.50	44.58
090-00000-0-11100-10000-34010-0-0000									252,704.00	143,423.70	143,423.70	56.80	0.00	109,280.30	43.24
090-07200-0-11100-10000-34010-0-0105									0.00	0.00	0.00	0.00	0.00	0.00	0.00
090-07200-0-11100-10000-34010-0-0106									0.00	0.00	0.00	0.00	0.00	0.00	0.00
090-14000-0-11100-10000-34010-0-0000									12,000.00	0.00	0.00	0.00	0.00	12,000.00	100.00
090-30100-0-11100-10000-34010-0-0105									0.00	0.00	0.00	0.00	0.00	0.00	0.00
090-32130-0-11100-10000-34010-0-0101									16,020.00	9,013.66	9,013.66	56.30	0.00	7,006.34	43.73
090-74220-0-11100-10000-34010-0-0000									12,970.00	0.00	0.00	0.00	0.00	12,970.00	100.00
090-74250-0-11100-10000-34010-0-0000								C	0.00	0.00	0.00	0.00	0.00	0.00	0.00
TOTAL: 34010									306,294.00	159,419.86	159,419.86	52.05	0.00	146,874.14	47.95
Health & Welfare Benefits, classified positions															
090-00000-0-00000-27000-34020-0-0000									0.00	1,268.25	1,268.25	0.00	0.00	(1,268.25)	0.00
090-00000-0-00000-27000-34020-0-0207									24,030.00	12,340.32	12,340.32	51.40	0.00	11,689.68	48.65
090-00000-0-00000-72000-34020-0-0000									16,020.00	9,072.39	9,072.39	56.60	0.00	6,947.61	43.37
090-00000-0-00000-72000-34020-0-0207									8,010.00	4,536.18	4,536.18	56.60	0.00	3,473.82	43.37
090-00000-0-00000-81100-34020-0-0000									0.00	0.00	0.00	0.00	0.00	0.00	0.00
090-00000-0-00000-82000-34020-0-0000									26,031.00	8,583.38	8,583.38	33.00	0.00	17,447.62	67.03
090-00000-0-11100-10000-34020-0-0000								C	0.00	0.00	0.00	0.00	0.00	0.00	0.00
090-07200-0-00000-36000-34020-0-0000								C	0.00	0.00	0.00	0.00	0.00	0.00	0.00
090-07200-0-11100-10000-34020-0-0110									0.00	6,913.29	6,913.29	0.00	0.00	(6,913.29)	0.00
090-07230-0-00000-36000-34020-0-0000									9,612.00	7,433.78	7,433.78	77.30	0.00	2,178.22	22.66
090-26000-0-00000-82000-34020-0-0000									6,750.00	2,192.81	2,192.81	32.50	0.00	4,557.19	67.51
090-30100-0-11100-10000-34020-0-0000								C	0.00	0.00	0.00	0.00	0.00	0.00	0.00
090-30100-0-11100-10000-34020-0-0111									0.00	0.00	0.00	0.00	0.00	0.00	0.00
090-30100-3-11100-10000-34020-0-0106									16,020.00	5,267.64	5,267.64	32.90	0.00	10,752.36	67.12
090-30100-3-11100-10000-34020-0-0110									5,073.00	5,072.93	5,072.93	100.00	0.00	0.07	0.00
090-30100-3-11100-10000-34020-0-0111									0.00	0.00	0.00	0.00	0.00	0.00	0.00
090-32120-0-11100-10000-34020-0-0110									11,963.00	0.00	0.00	0.00	0.00	11,963.00	100.00
TOTAL: 34020									123,509.00	62,680.97	62,680.97	50.75	0.00	60,828.03	49.25
State Unemployment Insurance, certificated positions															
090-00000-0-00000-27000-35010-0-0000									516.00	300.65	300.65	58.30	0.00	215.35	41.73
090-00000-0-11100-10000-35010-0-0000									5,555.00	3,294.26	3,294.26	59.30	0.00	2,260.74	40.70
090-00000-0-11100-40000-35010-0-0000									28.00	26.90	26.90	96.10	0.00	1.10	3.93

FROM: 7/1/2022 TO 6/30/2023

FUND: 090 - Charter Schools Special Revenue Fund

							UNENCUMBERED							
FD	RE	PY	GO	FN	OB	SI L2	Working	Current	Year To Date	%	Encumbered	Balance	%	
090-00000-0-11100-41000-35010-0-0000								0.00	0.00	0.00	0.00	0.00	0.00	
090-00000-0-11100-41000-35010-0-0203								0.00	0.00	0.00	0.00	0.00	0.00	
090-07200-0-00000-24200-35010-0-0000							C	0.00	0.00	0.00	0.00	0.00	0.00	
090-07200-0-11100-10000-35010-0-0000							C	0.00	0.00	0.00	0.00	0.00	0.00	
090-07200-0-11100-10000-35010-0-0101								0.00	0.00	0.00	0.00	0.00	0.00	
090-07200-0-11100-10000-35010-0-0105								0.00	0.00	0.00	0.00	0.00	0.00	
090-07200-0-11100-10000-35010-0-0106								0.00	0.00	0.00	0.00	0.00	0.00	
090-07200-0-11100-21100-35010-0-0000							C	0.00	0.00	0.00	0.00	0.00	0.00	
090-07200-0-11100-21100-35010-0-0104								0.00	0.00	0.00	0.00	0.00	0.00	
090-07200-0-11100-21100-35010-0-0112								0.00	0.00	0.00	0.00	0.00	0.00	
090-11000-0-11100-41000-35010-0-0203								3.00	11.83	11.83	394.30	0.00	(8.83)	0.00
090-14000-0-11100-10000-35010-0-0000								229.00	48.26	48.26	21.10	0.00	180.74	78.93
090-26000-0-11100-10000-35010-0-0000								226.00	15.76	15.76	7.00	0.00	210.24	93.03
090-30100-0-11100-10000-35010-0-0105								0.00	0.00	0.00	0.00	0.00	0.00	0.00
090-30100-3-11100-10000-35010-0-0105								0.00	0.00	0.00	0.00	0.00	0.00	0.00
090-32100-0-11100-10000-35010-0-0000								0.00	25.14	25.14	0.00	0.00	(25.14)	0.00
090-32130-0-11100-10000-35010-0-0000								0.00	0.00	0.00	0.00	0.00	0.00	0.00
090-32130-0-11100-10000-35010-0-0101								330.00	191.86	191.86	58.10	0.00	138.14	41.86
090-32130-0-11100-10000-35010-0-0307								33.00	0.00	0.00	0.00	0.00	33.00	100.00
090-62660-0-11100-21000-35010-0-0104								107.00	58.20	58.20	54.40	0.00	48.80	45.61
090-74220-0-11100-10000-35010-0-0000								369.00	211.84	211.84	57.40	0.00	157.16	42.59
090-74250-0-11100-10000-35010-0-0000							C	0.00	0.00	0.00	0.00	0.00	0.00	0.00
TOTAL: 35010								7,396.00	4,184.70	4,184.70	56.58	0.00	3,211.30	43.42

State Unemployment Insurance, classified positions

090-00000-0-00000-27000-35020-0-0000		0.00	16.39	16.39	0.00	0.00	(16.39)	0.00
090-00000-0-00000-27000-35020-0-0207		346.00	195.15	195.15	56.40	0.00	150.85	43.60
090-00000-0-00000-27000-35020-0-0305		0.00	0.00	0.00	0.00	0.00	0.00	0.00
090-00000-0-00000-72000-35020-0-0000		381.00	232.64	232.64	61.10	0.00	148.36	38.94
090-00000-0-00000-72000-35020-0-0207		129.00	79.39	79.39	61.50	0.00	49.61	38.46
090-00000-0-00000-81100-35020-0-0000		0.00	0.00	0.00	0.00	0.00	0.00	0.00
090-00000-0-00000-82000-35020-0-0000		376.00	216.37	216.37	57.50	0.00	159.63	42.45
090-00000-0-11100-10000-35020-0-0000		0.00	0.00	0.00	0.00	0.00	0.00	0.00
090-00000-0-11100-27000-35020-0-0000	C	0.00	0.00	0.00	0.00	0.00	0.00	0.00
090-00000-0-11100-40000-35020-0-0000		31.00	23.16	23.16	74.70	0.00	7.84	25.29
090-00000-0-11100-41000-35020-0-0203		0.00	0.00	0.00	0.00	0.00	0.00	0.00
090-07200-0-00000-21000-35020-0-0000	C	0.00	0.00	0.00	0.00	0.00	0.00	0.00
090-07200-0-00000-21000-35020-0-0107		90.00	44.24	44.24	49.20	0.00	45.76	50.84
090-07200-0-00000-24200-35020-0-0000	C	0.00	0.00	0.00	0.00	0.00	0.00	0.00

FROM: 7/1/2022 TO 6/30/2023

FUND: 090 - Charter Schools Special Revenue Fund

							UNENCUMBERED							
FD	RE	PY	GO	FN	OB	SI L2	Working	Current	Year To Date	%	Encumbered	Balance	%	
090-07200-0-00000-24200-35020-0-0202							84.00	57.32	57.32	68.20	0.00	26.68	31.76	
090-07200-0-00000-24203-35020-0-0202							29.00	14.49	14.49	50.00	0.00	14.51	50.03	
090-07200-0-00000-27000-35020-0-0000							C	0.00	0.00	0.00	0.00	0.00	0.00	
090-07200-0-00000-27000-35020-0-0305								95.00	54.86	54.86	57.70	0.00	40.14	42.25
090-07200-0-00000-31400-35020-0-0000							C	0.00	0.00	0.00	0.00	0.00	0.00	0.00
090-07200-0-00000-31400-35020-0-0308								187.00	107.77	107.77	57.60	0.00	79.23	42.37
090-07200-0-00000-36000-35020-0-0000							C	0.00	0.00	0.00	0.00	0.00	0.00	0.00
090-07200-0-11100-10000-35020-0-0000							C	0.00	0.28	0.28	0.00	0.00	(0.28)	0.00
090-07200-0-11100-10000-35020-0-0101								142.00	85.65	85.65	60.30	0.00	56.35	39.68
090-07200-0-11100-10000-35020-0-0110								341.00	421.80	421.80	123.70	0.00	(80.80)	0.00
090-07230-0-00000-36000-35020-0-0000								189.00	205.89	205.89	108.90	0.00	(16.89)	0.00
090-11000-0-11100-41000-35020-0-0203								3.00	0.00	0.00	0.00	0.00	3.00	100.00
090-26000-0-00000-37000-35020-0-0000								0.00	3.52	3.52	0.00	0.00	(3.52)	0.00
090-26000-0-00000-82000-35020-0-0000								86.00	46.24	46.24	53.80	0.00	39.76	46.23
090-26000-0-11100-10000-35020-0-0000								226.00	93.63	93.63	41.40	0.00	132.37	58.57
090-30100-0-11100-10000-35020-0-0000							C	0.00	0.00	0.00	0.00	0.00	0.00	0.00
090-30100-0-11100-10000-35020-0-0110								103.00	49.77	49.77	48.30	0.00	53.23	51.68
090-30100-0-11100-10000-35020-0-0111								0.00	0.00	0.00	0.00	0.00	0.00	0.00
090-30100-3-11100-10000-35020-0-0106								177.00	99.45	99.45	56.20	0.00	77.55	43.81
090-30100-3-11100-10000-35020-0-0110								0.00	11.08	11.08	0.00	0.00	(11.08)	0.00
090-30100-3-11100-10000-35020-0-0111								0.00	0.00	0.00	0.00	0.00	0.00	0.00
090-32120-0-11100-10000-35020-0-0110								425.00	35.27	35.27	8.30	0.00	389.73	91.70
090-32130-0-00000-27000-35020-0-0000								0.00	0.00	0.00	0.00	0.00	0.00	0.00
090-32130-0-11100-10000-35020-0-0000								0.00	0.00	0.00	0.00	0.00	0.00	0.00
090-58126-0-00000-27000-35020-0-0201							C	0.00	0.00	0.00	0.00	0.00	0.00	0.00
090-58126-0-11100-10000-35020-0-0201								41.00	23.51	23.51	57.30	0.00	17.49	42.66
090-74250-0-00000-36000-35020-0-0000							C	0.00	0.00	0.00	0.00	0.00	0.00	0.00
090-74250-0-00000-81100-35020-0-0000							C	0.00	0.00	0.00	0.00	0.00	0.00	0.00
090-74250-0-00000-82000-35020-0-0000							C	0.00	0.00	0.00	0.00	0.00	0.00	0.00
090-74250-0-11100-10000-35020-0-0000							C	0.00	0.00	0.00	0.00	0.00	0.00	0.00
090-74250-0-11100-27000-35020-0-0000							C	0.00	0.00	0.00	0.00	0.00	0.00	0.00
TOTAL: 35020								3,481.00	2,117.87	2,117.87	60.84	0.00	1,363.13	39.16

Worker`s Compensation Insurance, certificated positions

090-00000-0-00000-27000-36010-0-0000	3,495.00	975.94	975.94	27.90	0.00	2,519.06	72.08
090-00000-0-11100-10000-36010-0-0000	37,665.00	10,693.44	10,693.44	28.40	0.00	26,971.56	71.61
090-00000-0-11100-40000-36010-0-0000	184.00	87.21	87.21	47.40	0.00	96.79	52.60
090-00000-0-11100-41000-36010-0-0000	0.00	0.00	0.00	0.00	0.00	0.00	0.00
090-00000-0-11100-41000-36010-0-0203	0.00	0.00	0.00	0.00	0.00	0.00	0.00

BUDGET REPORT

BDG113

2/3/2023

Page 15 of 23

FY: 2023

12:19:16PM

FROM: 7/1/2022 TO 6/30/2023

FUND: 090 - Charter Schools Special Revenue Fund

								UNENCUMBERED							
FD	RE	PY	GO	FN	OB	SI	L2	Working	Current	Year To Date	%	Encumbered	Balance	%	
090-07200-0-00000-24200-36010-0-0000								C	0.00	0.00	0.00	0.00	0.00	0.00	0.00
090-07200-0-11100-10000-36010-0-0000								C	0.00	0.00	0.00	0.00	0.00	0.00	0.00
090-07200-0-11100-10000-36010-0-0101									0.00	0.00	0.00	0.00	0.00	0.00	0.00
090-07200-0-11100-10000-36010-0-0105									0.00	0.00	0.00	0.00	0.00	0.00	0.00
090-07200-0-11100-10000-36010-0-0106									0.00	0.00	0.00	0.00	0.00	0.00	0.00
090-07200-0-11100-21100-36010-0-0000								C	0.00	0.00	0.00	0.00	0.00	0.00	0.00
090-07200-0-11100-21100-36010-0-0104									0.00	0.00	0.00	0.00	0.00	0.00	0.00
090-07200-0-11100-21100-36010-0-0112									0.00	0.00	0.00	0.00	0.00	0.00	0.00
090-11000-0-11100-41000-36010-0-0203									19.00	38.43	38.43	202.30	0.00	(19.43)	0.00
090-14000-0-11100-10000-36010-0-0000									1,555.00	156.64	156.64	10.10	0.00	1,398.36	89.93
090-26000-0-11100-10000-36010-0-0000									775.00	51.17	51.17	6.60	0.00	723.83	93.40
090-30100-0-11100-10000-36010-0-0105									0.00	0.00	0.00	0.00	0.00	0.00	0.00
090-30100-3-11100-10000-36010-0-0105									0.00	0.00	0.00	0.00	0.00	0.00	0.00
090-32100-0-11100-10000-36010-0-0000									0.00	81.66	81.66	0.00	0.00	(81.66)	0.00
090-32130-0-11100-10000-36010-0-0000									0.00	0.00	0.00	0.00	0.00	0.00	0.00
090-32130-0-11100-10000-36010-0-0101									2,240.00	622.88	622.88	27.80	0.00	1,617.12	72.19
090-32130-0-11100-10000-36010-0-0307									425.00	0.00	0.00	0.00	0.00	425.00	100.00
090-62660-0-11100-21000-36010-0-0104									724.00	189.12	189.12	26.10	0.00	534.88	73.88
090-74220-0-11100-10000-36010-0-0000									2,501.00	687.57	687.57	27.50	0.00	1,813.43	72.51
090-74250-0-11100-10000-36010-0-0000								C	0.00	0.00	0.00	0.00	0.00	0.00	0.00
TOTAL: 36010									49,583.00	13,584.06	13,584.06	27.40	0.00	35,998.94	72.60

Worker`s Compensation Insurance, classified positions

090-00000-0-00000-27000-36020-0-0000									0.00	53.22	53.22	0.00	0.00	(53.22)	0.00
090-00000-0-00000-27000-36020-0-0207									919.00	633.57	633.57	68.90	0.00	285.43	31.06
090-00000-0-00000-27000-36020-0-0305									0.00	0.00	0.00	0.00	0.00	0.00	0.00
090-00000-0-00000-72000-36020-0-0000									1,303.00	755.17	755.17	58.00	0.00	547.83	42.04
090-00000-0-00000-72000-36020-0-0207									407.00	257.81	257.81	63.30	0.00	149.19	36.66
090-00000-0-00000-81100-36020-0-0000									0.00	0.00	0.00	0.00	0.00	0.00	0.00
090-00000-0-00000-82000-36020-0-0000									1,054.00	702.52	702.52	66.70	0.00	351.48	33.35
090-00000-0-11100-10000-36020-0-0000									0.00	0.00	0.00	0.00	0.00	0.00	0.00
090-00000-0-11100-27000-36020-0-0000								C	0.00	0.00	0.00	0.00	0.00	0.00	0.00
090-00000-0-11100-40000-36020-0-0000									104.00	75.11	75.11	72.20	0.00	28.89	27.78
090-00000-0-11100-41000-36020-0-0203									0.00	0.00	0.00	0.00	0.00	0.00	0.00
090-07200-0-00000-21000-36020-0-0000								C	0.00	0.00	0.00	0.00	0.00	0.00	0.00
090-07200-0-00000-21000-36020-0-0107									269.00	143.67	143.67	53.40	0.00	125.33	46.59
090-07200-0-00000-24200-36020-0-0000								C	0.00	0.00	0.00	0.00	0.00	0.00	0.00
090-07200-0-00000-24200-36020-0-0202									286.00	186.13	186.13	65.10	0.00	99.87	34.92
090-07200-0-00000-24203-36020-0-0202									99.00	47.03	47.03	47.50	0.00	51.97	52.49

FROM: 7/1/2022 TO 6/30/2023

FUND: 090 - Charter Schools Special Revenue Fund

							UNENCUMBERED							
FD	RE	PY	GO	FN	OB	SI L2	Working	Current	Year To Date	%	Encumbered	Balance	%	
090-07200-0-00000-27000-36020-0-0000							C	0.00	0.00	0.00	0.00	0.00	0.00	
090-07200-0-00000-27000-36020-0-0305								279.00	178.12	178.12	63.80	0.00	100.88	36.16
090-07200-0-00000-31400-36020-0-0000							C	0.00	0.00	0.00	0.00	0.00	0.00	
090-07200-0-00000-31400-36020-0-0308								586.00	349.90	349.90	59.70	0.00	236.10	40.29
090-07200-0-00000-36000-36020-0-0000							C	0.00	0.00	0.00	0.00	0.00	0.00	
090-07200-0-11100-10000-36020-0-0000							C	0.00	0.92	0.92	0.00	0.00	(0.92)	0.00
090-07200-0-11100-10000-36020-0-0101								431.00	278.11	278.11	64.50	0.00	152.89	35.47
090-07200-0-11100-10000-36020-0-0110								1,164.00	1,369.18	1,369.18	117.60	0.00	(205.18)	0.00
090-07230-0-00000-36000-36020-0-0000								1,138.00	668.27	668.27	58.70	0.00	469.73	41.28
090-11000-0-11100-41000-36020-0-0203								10.00	0.00	0.00	0.00	0.00	10.00	100.00
090-26000-0-00000-37000-36020-0-0000								0.00	11.42	11.42	0.00	0.00	(11.42)	0.00
090-26000-0-00000-82000-36020-0-0000								294.00	150.04	150.04	51.00	0.00	143.96	48.97
090-26000-0-11100-10000-36020-0-0000								775.00	304.02	304.02	39.20	0.00	470.98	60.77
090-30100-0-11100-10000-36020-0-0000							C	0.00	0.00	0.00	0.00	0.00	0.00	
090-30100-0-11100-10000-36020-0-0110								350.00	161.62	161.62	46.20	0.00	188.38	53.82
090-30100-0-11100-10000-36020-0-0111								0.00	0.00	0.00	0.00	0.00	0.00	
090-30100-3-11100-10000-36020-0-0106								603.00	322.87	322.87	53.50	0.00	280.13	46.46
090-30100-3-11100-10000-36020-0-0110								0.00	35.94	35.94	0.00	0.00	(35.94)	0.00
090-30100-3-11100-10000-36020-0-0111								0.00	0.00	0.00	0.00	0.00	0.00	
090-32120-0-11100-10000-36020-0-0110								1,453.00	114.52	114.52	7.90	0.00	1,338.48	92.12
090-32130-0-00000-27000-36020-0-0000								0.00	0.00	0.00	0.00	0.00	0.00	
090-32130-0-11100-10000-36020-0-0000								0.00	0.00	0.00	0.00	0.00	0.00	
090-58126-0-00000-27000-36020-0-0201							C	0.00	0.00	0.00	0.00	0.00	0.00	
090-58126-0-11100-10000-36020-0-0201								120.00	76.32	76.32	63.60	0.00	43.68	36.40
090-74250-0-00000-36000-36020-0-0000							C	0.00	0.00	0.00	0.00	0.00	0.00	
090-74250-0-00000-81100-36020-0-0000							C	0.00	0.00	0.00	0.00	0.00	0.00	
090-74250-0-00000-82000-36020-0-0000							C	0.00	0.00	0.00	0.00	0.00	0.00	
090-74250-0-11100-10000-36020-0-0000							C	0.00	0.00	0.00	0.00	0.00	0.00	
090-74250-0-11100-27000-36020-0-0000							C	0.00	0.00	0.00	0.00	0.00	0.00	
TOTAL: 36020								11,644.00	6,875.48	6,875.48	59.05	0.00	4,768.52	40.95
Other Benefits, certificated positions														
090-00000-0-00000-27000-39010-0-0000								1,486.00	0.00	0.00	0.00	0.00	1,486.00	100.00
090-00000-0-11100-10000-39010-0-0000								0.00	0.00	0.00	0.00	0.00	0.00	
TOTAL: 39010								1,486.00	0.00	0.00	0.00	0.00	1,486.00	100.00
TOTAL: 30000								1,027,828.00	534,886.62	534,886.62	52.04	0.00	492,941.38	47.96

Approved Textbooks and Core Curricula Materials

FROM: 7/1/2022 TO 6/30/2023

FUND: 090 - Charter Schools Special Revenue Fund

							UNENCUMBERED						
FD	RE	PY	GO	FN	OB	SI L2	Working	Current	Year To Date	%	Encumbered	Balance	%
090-00000-0-11100-10000-41000-0-0000							0.00	0.00	0.00	0.00	0.00	0.00	0.00
090-07200-0-11100-10000-41000-0-0000							C	0.00	0.00	0.00	0.00	0.00	0.00
090-11000-0-11100-10000-41000-0-0000							C	0.00	0.00	0.00	0.00	0.00	0.00
090-26000-0-11100-10000-41000-0-0000							2,000.00	1,954.59	1,954.59	97.70	0.00	45.41	2.27
090-60530-0-11100-10000-41000-0-0000							2,750.00	0.00	0.00	0.00	0.00	2,750.00	100.00
090-63000-0-11100-10000-41000-0-0000							C	0.00	0.00	0.00	0.00	0.00	0.00
TOTAL: 41000							4,750.00	1,954.59	1,954.59	41.15	0.00	2,795.41	58.85
Books and Other Reference Materials													
090-00000-0-00000-72000-42000-0-0000							100.00	0.00	0.00	0.00	0.00	100.00	100.00
TOTAL: 42000							100.00	0.00	0.00	0.00	0.00	100.00	100.00
Materials and Supplies													
090-00000-0-00000-21000-43000-0-0000							900.00	22.21	22.21	2.50	0.00	877.79	97.53
090-00000-0-00000-21400-43000-0-0000							2,000.00	0.00	0.00	0.00	0.00	2,000.00	100.00
090-00000-0-00000-27000-43000-0-0000							5,000.00	2,793.13	2,793.13	55.90	0.00	2,206.87	44.14
090-00000-0-00000-31400-43000-0-0000							800.00	978.63	978.63	122.30	0.00	(178.63)	0.00
090-00000-0-00000-72000-43000-0-0000							3,096.00	3,142.88	3,142.88	101.50	305.30	(352.18)	0.00
090-00000-0-00000-81100-43000-0-0000							5,500.00	5,106.76	5,106.76	92.90	0.00	393.24	7.15
090-00000-0-00000-82000-43000-0-0000							24,000.00	20,231.59	20,231.59	84.30	(212.49)	3,980.90	16.59
090-00000-0-11100-10000-43000-0-0000							25,000.00	17,165.37	17,165.37	68.70	0.00	7,834.63	31.34
090-00000-0-11100-10000-43000-0-0303							600.00	89.42	89.42	14.90	537.07	(26.49)	0.00
090-00000-0-11100-31400-43000-0-0000							0.00	0.00	0.00	0.00	0.00	0.00	0.00
090-00000-0-11100-40000-43000-0-0000							C	0.00	0.00	0.00	0.00	0.00	0.00
090-00000-0-11100-81100-43000-0-0000							0.00	0.00	0.00	0.00	0.00	0.00	0.00
090-07200-0-00000-24203-43000-0-0000							C	0.00	0.00	0.00	0.00	0.00	0.00
090-07200-0-00000-24203-43000-0-0202							2,000.00	1,917.18	1,917.18	95.90	0.00	82.82	4.14
090-07200-0-11100-10000-43000-0-0000							0.00	315.95	315.95	0.00	0.00	(315.95)	0.00
090-07200-0-11100-10000-43000-0-0103							18,000.00	19,529.66	19,529.66	108.50	0.00	(1,529.66)	0.00
090-07200-0-11100-10000-43000-0-0204							1,780.00	361.96	361.96	20.30	0.00	1,418.04	79.67
090-07230-0-00000-36000-43000-0-0000							100.00	0.00	0.00	0.00	0.00	100.00	100.00
090-11000-0-00000-27000-43000-0-0305							4,700.00	4,621.28	4,621.28	98.30	0.00	78.72	1.67
090-11000-0-11100-10000-43000-0-0000							C	0.00	0.00	0.00	0.00	0.00	0.00
090-11000-0-11100-10000-43000-0-0302							30,800.00	30,727.16	30,727.16	99.80	0.00	72.84	0.24
090-11000-0-11100-41000-43000-0-0203							890.00	0.00	0.00	0.00	0.00	890.00	100.00
090-26000-0-11100-10000-43000-0-0000							22,500.00	8,705.01	8,705.01	38.70	13,021.69	773.30	3.44
090-30100-0-11100-10000-43000-0-0000							0.00	128.78	128.78	0.00	0.00	(128.78)	0.00
090-32120-0-11100-10000-43000-0-0000							1,307.00	1,743.24	1,743.24	133.40	0.00	(436.24)	0.00
090-32130-0-00000-82000-43000-0-0000							C	0.00	0.00	0.00	0.00	0.00	0.00

BUDGET REPORT

BDG113

2/3/2023

Page 18 of 23

FY: 2023

12:19:16PM

FROM: 7/1/2022 TO 6/30/2023

FUND: 090 - Charter Schools Special Revenue Fund

														UNENCUMBERED	
FD	RE	PY	GO	FN	OB	SI	L2		Working	Current	Year To Date	%	Encumbered	Balance	%
090-32130-0-11100-10000-43000-0-0000								C	0.00	0.00	0.00	0.00	0.00	0.00	0.00
090-32130-0-11100-10000-43000-0-0109									1,958.00	0.00	0.00	0.00	0.00	1,958.00	100.00
090-32140-0-11100-10000-43000-0-0000									33,368.00	0.00	0.00	0.00	0.00	33,368.00	100.00
090-32140-0-11100-10000-43000-0-0108									18,229.00	0.00	0.00	0.00	0.00	18,229.00	100.00
090-41270-3-11100-10000-43000-0-0000								C	0.00	0.00	0.00	0.00	0.00	0.00	0.00
090-41270-3-11100-10000-43000-0-0210									8,900.00	227.34	227.34	2.60	0.00	8,672.66	97.45
090-58126-0-11100-10000-43000-0-0000								C	0.00	0.00	0.00	0.00	0.00	0.00	0.00
090-58126-0-11100-10000-43000-0-0201									4,393.00	1,070.83	1,070.83	24.40	0.00	3,322.17	75.62
090-60530-0-11100-10000-43000-0-0000									10,000.00	0.00	0.00	0.00	0.00	10,000.00	100.00
090-63000-0-11100-10000-43000-0-0302									0.00	0.00	0.00	0.00	0.00	0.00	0.00
090-73880-0-00000-31400-43000-0-0000									2,600.00	2,503.61	2,503.61	96.30	0.00	96.39	3.71
090-74250-0-11100-10000-43000-0-0000								C	0.00	0.00	0.00	0.00	0.00	0.00	0.00
090-74350-0-11100-10000-43000-0-0000									0.00	500.41	500.41	0.00	5,350.62	(5,851.03)	0.00
090-90570-0-00000-27000-43000-0-0000									870.00	862.12	862.12	99.10	0.00	7.88	0.91
TOTAL: 43000									229,291.00	122,744.52	122,744.52	53.53	19,002.19	87,544.29	38.18
Non-Capitalized Equipment															
090-00000-0-00000-27000-44000-0-0000								C	0.00	0.00	0.00	0.00	0.00	0.00	0.00
090-00000-0-00000-31400-44000-0-0000									2,648.00	0.00	0.00	0.00	0.00	2,648.00	100.00
090-00000-0-00000-72000-44000-0-0000								C	0.00	0.00	0.00	0.00	0.00	0.00	0.00
090-00000-0-00000-81100-44000-0-0000									0.00	0.00	0.00	0.00	0.00	0.00	0.00
090-00000-0-00000-82000-44000-0-0000									500.00	1,984.09	1,984.09	396.80	0.00	(1,484.09)	0.00
090-00000-0-11100-10000-44000-0-0000									6,000.00	2,290.86	2,290.86	38.20	1,317.78	2,391.36	39.86
090-00000-0-11100-10000-44000-0-0303									11,800.00	9,622.41	9,622.41	81.50	371.24	1,806.35	15.31
090-07200-0-00000-31400-44000-0-0000								C	0.00	0.00	0.00	0.00	0.00	0.00	0.00
090-07200-0-11100-10000-44000-0-0000								C	0.00	0.00	0.00	0.00	0.00	0.00	0.00
090-26000-0-11100-10000-44000-0-0000									2,500.00	2,290.86	2,290.86	91.60	0.00	209.14	8.37
090-58126-0-11100-10000-44000-0-0201									17,630.00	17,573.88	17,573.88	99.70	0.00	56.12	0.32
090-58126-1-11100-10000-44000-0-0201									35,581.00	35,580.22	35,580.22	100.00	0.00	0.78	0.00
090-90570-0-00000-27000-44000-0-0000									0.00	0.00	0.00	0.00	0.00	0.00	0.00
TOTAL: 44000									76,659.00	69,342.32	69,342.32	90.46	1,689.02	5,627.66	7.34
TOTAL: 40000									310,800.00	194,041.43	194,041.43	62.43	20,691.21	96,067.36	30.91
Subagreements for Services															
090-07230-0-00000-36000-51000-0-0000									0.00	0.00	0.00	0.00	0.00	0.00	0.00
TOTAL: 51000									0.00	0.00	0.00	0.00	0.00	0.00	0.00

BUDGET REPORT

BDG113

2/3/2023

Page 19 of 23

FY: 2023

12:19:16PM

FROM: 7/1/2022 TO 6/30/2023

FUND: 090 - Charter Schools Special Revenue Fund

						UNENCUMBERED	
FD	RE	PY	GO	FN	OB	SI	L2
						Working	Current
						Year To Date	%
						Encumbered	Balance
							%
090-00000-0-00000-72000-52000-0-0000						4,000.00	1,010.15
090-00000-0-11100-10000-52000-0-0000						1,500.00	561.70
090-07200-0-00000-74100-52000-0-0000				C		0.00	0.00
090-07200-0-11100-10000-52000-0-0000				C		0.00	0.00
090-07200-0-11100-10000-52000-0-0112						8,900.00	0.00
090-07200-0-11100-10000-52000-0-0113						0.00	0.00
090-26000-0-11100-10000-52000-0-0000						300.00	95.00
090-30100-0-11100-10000-52000-0-0000				C		0.00	0.00
090-40350-3-11100-10000-52000-0-0000				C		0.00	0.00
090-60530-0-11100-10000-52000-0-0000						4,500.00	4,256.72
TOTAL: 52000						26,100.00	7,687.52
Dues and Memberships							
090-00000-0-00000-27000-53000-0-0000						3,000.00	1,445.50
090-00000-0-00000-72000-53000-0-0000						800.00	0.00
TOTAL: 53000						3,800.00	1,445.50
Other Insurance							
090-00000-0-00000-72000-54500-0-0000						27,100.00	5,782.33
090-07230-0-00000-36000-54500-0-0000						2,000.00	0.00
TOTAL: 54500						29,100.00	5,782.33
Operation and Housekeeping Services							
090-00000-0-00000-81100-55000-0-0000				C		0.00	0.00
090-00000-0-00000-82000-55000-0-0000						24,510.00	11,224.08
TOTAL: 55000						24,510.00	11,224.08
Electricity							
090-00000-0-00000-82000-55002-0-0000						89,000.00	68,081.03
TOTAL: 55002						89,000.00	68,081.03
Water/Sewer							
090-00000-0-00000-82000-55003-0-0000						7,120.00	4,182.11
TOTAL: 55003						7,120.00	4,182.11
Garbage							
090-00000-0-00000-82000-55006-0-0000						8,010.00	5,594.03
TOTAL: 55006						8,010.00	5,594.03
Propane							

FROM: 7/1/2022 TO 6/30/2023

FUND: 090 - Charter Schools Special Revenue Fund

[illegible]

BUDGET REPORT

BDG113

2/3/2023

Page 21 of 23

FY: 2023

12:19:16PM

FROM: 7/1/2022 TO 6/30/2023

FUND: 090 - Charter Schools Special Revenue Fund

								UNENCUMBERED							
FD	RE	PY	GO	FN	OB	SI	L2	Working	Current	Year To Date	%	Encumbered	Balance	%	
090-07200-0-11100-24200-58000-0-0000								C	0.00	0.00	0.00	0.00	0.00	0.00	0.00
090-07230-0-00000-36000-58000-0-0000									3,000.00	0.00	0.00	0.00	0.00	3,000.00	100.00
090-11000-0-11100-10000-58000-0-0309									5,162.00	4,469.58	4,469.58	86.60	0.00	692.42	13.41
090-11000-0-11100-41000-58000-0-0203									890.00	0.00	0.00	0.00	0.00	890.00	100.00
090-26000-0-00000-72000-58000-0-0000									0.00	1,613.93	1,613.93	0.00	0.00	(1,613.93)	0.00
090-30100-0-11100-10000-58000-0-0000								C	0.00	0.00	0.00	0.00	0.00	0.00	0.00
090-32120-0-11100-10000-58000-0-0000									5,000.00	4,494.50	4,494.50	89.90	0.00	505.50	10.11
090-32130-0-11100-10000-58000-0-0000									2,000.00	1,899.00	1,899.00	95.00	0.00	101.00	5.05
090-32140-0-11100-10000-58000-0-0114									3,954.00	0.00	0.00	0.00	0.00	3,954.00	100.00
090-32160-0-11100-10000-58000-0-0000								C	0.00	0.00	0.00	0.00	0.00	0.00	0.00
090-40350-0-11100-10000-58000-0-0102								C	0.00	0.00	0.00	0.00	0.00	0.00	0.00
090-40350-3-11100-10000-58000-0-0102									9,064.00	0.00	0.00	0.00	0.00	9,064.00	100.00
090-58126-0-11100-10000-58000-0-0000									2,670.00	2,670.00	2,670.00	100.00	0.00	0.00	0.00
090-62660-0-11100-10000-58000-0-0113									9,000.00	4,714.48	4,714.48	52.40	0.00	4,285.52	47.62
090-70280-0-00000-82000-58000-0-0000									0.00	929.26	929.26	0.00	0.00	(929.26)	0.00
090-74260-0-11100-10000-58000-0-0304									0.00	0.00	0.00	0.00	0.00	0.00	0.00
090-90570-0-00000-27000-58000-0-0000									0.00	0.00	0.00	0.00	0.00	0.00	0.00
TOTAL: 58000									222,763.68	162,097.72	162,097.72	72.77	30,000.00	30,665.96	13.77
Communications															
090-00000-0-00000-82000-59000-0-0000									46,000.00	18,255.47	18,255.47	39.70	0.00	27,744.53	60.31
TOTAL: 59000									46,000.00	18,255.47	18,255.47	39.69	0.00	27,744.53	60.31
Communications - E Rate Discount (Abatement)															
090-00000-0-00000-82000-59001-0-0000									(30,250.00)	0.00	0.00	0.00	0.00	(30,250.00)	100.00
TOTAL: 59001									(30,250.00)	0.00	0.00	0.00	0.00	(30,250.00)	100.00
Communications - Telephone															
090-00000-0-00000-82000-59003-0-0000									8,900.00	4,965.00	4,965.00	55.80	0.00	3,935.00	44.21
TOTAL: 59003									8,900.00	4,965.00	4,965.00	55.79	0.00	3,935.00	44.21
Communications - Postage															
090-00000-0-00000-72000-59004-0-0000									1,400.00	1,054.59	1,054.59	75.30	0.00	345.41	24.67
090-00000-0-00000-82000-59004-0-0000								C	0.00	0.00	0.00	0.00	0.00	0.00	0.00
TOTAL: 59004									1,400.00	1,054.59	1,054.59	75.33	0.00	345.41	24.67
TOTAL: 50000									603,013.68	411,135.02	411,135.02	68.18	59,748.55	132,130.11	21.91
Equipment															
090-00000-0-00000-82000-64000-0-0000									0.00	0.00	0.00	0.00	0.00	0.00	0.00

BUDGET REPORT

BDG113

2/3/2023

Page 22 of 23

FY: 2023

12:19:16PM

FROM: 7/1/2022 TO 6/30/2023

FUND: 090 - Charter Schools Special Revenue Fund

								UNENCUMBERED							
FD	RE	PY	GO	FN	OB	SI	L2	Working	Current	Year To Date	%	Encumbered	Balance	%	
090-58126-0-11100-10000-64000-0-0000								C	0.00	0.00	0.00	0.00	0.00	0.00	0.00
TOTAL: 64000									0.00	0.00	0.00	0.00	0.00	0.00	0.00
TOTAL: 60000									0.00	0.00	0.00	0.00	0.00	0.00	0.00
Other Tuition, Excess Costs, and/or Deficits Payments to COE															
090-00000-0-00000-92000-71420-0-0000									0.00	0.00	0.00	0.00	0.00	0.00	0.00
TOTAL: 71420									0.00	0.00	0.00	0.00	0.00	0.00	0.00
Transfers of Indirect Costs															
090-00000-0-00000-72100-73100-0-0000									0.00	0.00	0.00	0.00	0.00	0.00	0.00
090-30100-0-00000-72100-73100-0-0000									0.00	0.00	0.00	0.00	0.00	0.00	0.00
TOTAL: 73100									0.00	0.00	0.00	0.00	0.00	0.00	0.00
Debt Service - Interest															
090-00000-0-00000-91000-74380-0-0000									4,994.00	4,993.43	4,993.43	100.00	0.00	0.57	0.01
TOTAL: 74380									4,994.00	4,993.43	4,993.43	99.99	0.00	0.57	0.01
Other Debt Service - Principal															
090-00000-0-00000-91000-74390-0-0000									22,711.00	22,710.49	22,710.49	100.00	0.00	0.51	0.00
TOTAL: 74390									22,711.00	22,710.49	22,710.49	100.00	0.00	0.51	0.00
TOTAL: 70000									27,705.00	27,703.92	27,703.92	100.00	0.00	1.08	0.00
TOTAL EXPENSES:									4,179,211.48	2,428,282.73	2,428,282.73	58.10	80,439.76	1,670,488.99	39.97

BUDGET REPORT

BDG113

2/3/2023

Page 23 of 23

FY: 2023

12:19:16PM

FROM: 7/1/2022 TO 6/30/2023

FUND: 090 - Charter Schools Special Revenue Fund

										UNENCUMBERED				
FD	RE	PY	GO	FN	OB	SI	L2	Working	Current	Year To Date	%	Encumbered	Balance	%

SUMMARY FOR 090 - CHARTER SCHOOLS SPECIAL REVENUE FUND

		Current	Year To Date	%	Encumbered	Balance	%
TOTAL: INCOME	4,102,800.00	2,026,589.54	2,026,589.54	49.40	0.00	2,076,210.46	50.60
TOTAL: 1000-5000	4,151,506.48	2,400,578.81	2,400,578.81	57.82	80,439.76	1,670,487.91	40.24
TOTAL: 1000-6000	4,151,506.48	2,400,578.81	2,400,578.81	57.82	80,439.76	1,670,487.91	40.24
TOTAL: EXPENSES	4,179,211.48	2,428,282.73	2,428,282.73	58.10	80,439.76	1,670,488.99	39.97



SEQUOIA UNION | **ELEMENTARY SCHOOL**

6. CONSENT ACTION ITEMS – 6.3 Cafeteria Report

BUDGET REPORT

BDG113

2/3/2023

Page 1 of 4

FY: 2023

12:22:35PM

FROM: 7/1/2022 TO 6/30/2023

FUND: 130 - Cafeteria Special Revenue Fund

						UNENCUMBERED		
FD	RE	PY	GO	FN	OB	SI	L2	
						Working	Current	Year To Date
						%	Encumbered	Balance
						%		%
Child Nutrition Programs								
130-53100-0-00000-00000-82200-0-0000						175,000.00	28,363.12	28,363.12
							16.20	0.00
TOTAL: 82200						175,000.00	28,363.12	28,363.12
							16.21	0.00
Child Nutrition								
130-53100-0-00000-00000-85200-0-0000						20,000.00	0.00	0.00
							0.00	0.00
TOTAL: 85200						20,000.00	0.00	0.00
							0.00	0.00
Food Service Sales								
130-53100-0-00000-00000-86340-0-0000						1,000.00	678.00	678.00
							67.80	0.00
TOTAL: 86340						1,000.00	678.00	678.00
							67.80	0.00
Interest								
130-53100-0-00000-00000-86600-0-0000						250.00	109.81	109.81
							43.90	0.00
TOTAL: 86600						250.00	109.81	109.81
							43.92	0.00
Net Increase (Decrease) in the Fair Value of Investments								
130-53100-0-00000-00000-86620-0-0000						0.00	862.78	862.78
							0.00	0.00
TOTAL: 86620						0.00	862.78	862.78
							0.00	0.00
All Other Local Revenue								
130-53100-0-00000-00000-86990-0-0000						50.00	4.56	4.56
							9.10	0.00
TOTAL: 86990						50.00	4.56	4.56
							9.12	0.00
To Cafeteria Fund, From General Fund								
130-53100-0-00000-00000-89160-0-0000						0.00	0.00	0.00
							0.00	0.00
TOTAL: 89160						0.00	0.00	0.00
							0.00	0.00
TOTAL: 80000						196,300.00	30,018.27	30,018.27
							15.29	0.00
TOTAL INCOME:						196,300.00	30,018.27	30,018.27
							15.29	0.00
Classified Support Salaries								
130-53100-0-00000-37000-22000-0-0000						22,091.00	12,330.64	12,330.64
							55.80	0.00
TOTAL: 22000						22,091.00	12,330.64	12,330.64
							55.82	0.00
Classified Support Salaries - Auxiliary								
130-53100-0-00000-37000-22003-0-0000						750.00	0.00	0.00
							0.00	0.00
TOTAL: 22003						750.00	0.00	0.00
							0.00	0.00
Classified Supervisors' and Administrators' Salaries								

BUDGET REPORT

BDG113

2/3/2023

Page 2 of 4

FY: 2023

12:22:35PM

FROM: 7/1/2022 TO 6/30/2023

FUND: 130 - Cafeteria Special Revenue Fund

						UNENCUMBERED		
FD	RE	PY	GO	FN	OB	SI	L2	
						Working	Current	Year To Date
						%	Encumbered	Balance
						%		
130-53100-0-00000-37000-23000-0-0000						44,163.00	26,276.67	26,276.67
						59.50	0.00	17,886.33
TOTAL: 23000						44,163.00	26,276.67	26,276.67
						59.50	0.00	17,886.33
TOTAL: 20000						67,004.00	38,607.31	38,607.31
						57.62	0.00	28,396.69
Public Employees` Retirement System, classified positions								
130-53100-0-00000-37000-32020-0-0000						15,185.00	6,352.77	6,352.77
						41.80	0.00	8,832.23
TOTAL: 32020						15,185.00	6,352.77	6,352.77
						41.84	0.00	8,832.23
Social Security/Medicare/Alternative, classified positions								
130-53100-0-00000-37000-33020-0-0000						0.00	0.00	0.00
						0.00	0.00	0.00
TOTAL: 33020						0.00	0.00	0.00
						0.00	0.00	0.00
OASDI, classified positions								
130-53100-0-00000-37000-33022-0-0000						3,711.00	2,393.64	2,393.64
						64.50	0.00	1,317.36
TOTAL: 33022						3,711.00	2,393.64	2,393.64
						64.50	0.00	1,317.36
Medicare, classified positions								
130-53100-0-00000-37000-33023-0-0000						868.00	559.83	559.83
						64.50	0.00	308.17
TOTAL: 33023						868.00	559.83	559.83
						64.50	0.00	308.17
Health & Welfare Benefits, classified positions								
130-53100-0-00000-37000-34020-0-0000						17,100.00	10,193.70	10,193.70
						59.60	0.00	6,906.30
TOTAL: 34020						17,100.00	10,193.70	10,193.70
						59.61	0.00	6,906.30
State Unemployment Insurance, classified positions								
130-53100-0-00000-37000-35020-0-0000						300.00	193.03	193.03
						64.30	0.00	106.97
TOTAL: 35020						300.00	193.03	193.03
						64.34	0.00	106.97
Worker`s Compensation Insurance, classified positions								
130-53100-0-00000-37000-36020-0-0000						1,023.00	626.62	626.62
						61.30	0.00	396.38
TOTAL: 36020						1,023.00	626.62	626.62
						61.25	0.00	396.38
TOTAL: 30000						38,187.00	20,319.59	20,319.59
						53.21	0.00	17,867.41
Materials and Supplies								
130-53100-0-00000-37000-43000-0-0000						5,000.00	7,034.55	7,034.55
						140.70	333.41	(2,367.96)
TOTAL: 43000						5,000.00	7,034.55	7,034.55
						140.69	333.41	(2,367.96)
Non-Capitalized Equipment								
130-53100-0-00000-37000-44000-0-0000						0.00	0.00	0.00
						0.00	0.00	0.00
TOTAL: 44000						0.00	0.00	0.00
						0.00	0.00	0.00

BUDGET REPORT

BDG113

2/3/2023

Page 3 of 4

FY: 2023

12:22:35PM

FROM: 7/1/2022 TO 6/30/2023

FUND: 130 - Cafeteria Special Revenue Fund

							UNENCUMBERED							
FD	RE	PY	GO	FN	OB	SI L2		Working	Current	Year To Date	%	Encumbered	Balance	%
Food														
130-53100-0-00000-37000-47000-0-0000								60,000.00	36,235.74	36,235.74	60.40	23,624.93	139.33	0.23
TOTAL: 47000								60,000.00	36,235.74	36,235.74	60.39	23,624.93	139.33	0.23
TOTAL: 40000								65,000.00	43,270.29	43,270.29	66.57	23,958.34	(2,228.63)	0.00
Travel and Conferences														
130-53100-0-00000-37000-52000-0-0000								200.00	152.27	152.27	76.10	0.00	47.73	23.87
TOTAL: 52000								200.00	152.27	152.27	76.14	0.00	47.73	23.87
Rentals, Leases, Repairs and Non-Capitalized Improvements														
130-00000-0-00000-37000-56000-0-0000							C	0.00	0.00	0.00	0.00	0.00	0.00	0.00
130-53100-0-00000-37000-56000-0-0000								5,000.00	4,497.93	4,497.93	90.00	0.00	502.07	10.04
TOTAL: 56000								5,000.00	4,497.93	4,497.93	89.96	0.00	502.07	10.04
TOTAL: 50000								5,200.00	4,650.20	4,650.20	89.43	0.00	549.80	10.57
TOTAL EXPENSES:								175,391.00	106,847.39	106,847.39	60.92	23,958.34	44,585.27	25.42

BUDGET REPORT

BDG113

2/3/2023

Page 4 of 4

FY: 2023

12:22:35PM

FROM: 7/1/2022 TO 6/30/2023

FUND: 130 - Cafeteria Special Revenue Fund

										UNENCUMBERED				
FD	RE	PY	GO	FN	OB	SI	L2	Working	Current	Year To Date	%	Encumbered	Balance	%

SUMMARY FOR 130 - CAFETERIA SPECIAL REVENUE FUND

		Current	Year To Date	%	Encumbered	Balance	%
TOTAL: INCOME	196,300.00	30,018.27	30,018.27	15.29	0.00	166,281.73	84.71
TOTAL: 1000-5000	175,391.00	106,847.39	106,847.39	60.92	23,958.34	44,585.27	25.42
TOTAL: 1000-6000	175,391.00	106,847.39	106,847.39	60.92	23,958.34	44,585.27	25.42
TOTAL: EXPENSES	175,391.00	106,847.39	106,847.39	60.92	23,958.34	44,585.27	25.42



SEQUOIA UNION | **ELEMENTARY SCHOOL**

6. CONSENT ACTION ITEMS – 6.4 Enrollment Report District

Attendance Summary By Grade

Sequoia Union Elementary School
01/30/2023 to 02/24/2023 = 18 school days

Grade Level	Carry Fwd	Gain	Mult Gain	Loss	Ending	Actual Days	OffTrack	Days N/E	Days Absent	Days Attd	ADA	ADA %
8	42	1	0	0	43	774	0	5	9.00	760.00	42.22	98.83%
Subtotal	42	1	0	0	43	774	0	5	9.00	760.00	42.22	98.83%
Grand Total	42	1	0	0	43	774	0	5	9.00	760.00	42.22	98.83%

To the best of my knowledge,
the above attendance information is correct.

Signed _____

Date _____

Report Calculations

((Carry Fwd + Gain - Mult. Gain) X School Days) = Actual Days

Actual Days - (Off Track + Days N/E + Days Absent) = Days Attd

[Days Attd / (Actual Days - Off Track - Days N/E)] X 100 =
ADA%

[Note: Multiple gains are for students that entered more than one time during the report time span.]



SEQUOIA UNION | **ELEMENTARY SCHOOL**

6. CONSENT ACTION ITEMS – 6.5 Enrollment Report Charter

Attendance Summary By Grade

Sequoia Union Charter School
01/30/2023 to 02/24/2023 = 18 school days

Grade Level	Carry Fwd	Gain	Mult Gain	Loss	Ending	Actual Days	OffTrack	Days N/E	Days Absent	Days Attd	ADA	ADA %
0	58	0	0	0	58	1044	0	0	16.00	1027.00	57.06	98.37%
Subtotal	58	0	0	0	58	1044	0	0	16.00	1027.00	57.06	98.37%
1	33	0	0	0	33	594	0	0	6.00	588.00	32.67	98.99%
2	42	0	0	0	42	756	0	0	9.00	747.00	41.50	98.81%
3	39	1	0	0	40	720	0	5	5.00	709.00	39.39	99.16%
Subtotal	114	1	0	0	115	2070	0	5	20.00	2044.00	113.56	98.98%
4	39	0	0	0	39	702	0	0	8.00	694.00	38.56	98.86%
5	40	0	0	0	40	720	0	0	5.00	715.00	39.72	99.31%
6	49	0	0	0	49	882	0	0	9.00	873.00	48.50	98.98%
Subtotal	128	0	0	0	128	2304	0	0	22.00	2282.00	126.78	99.05%
7	37	0	0	0	37	666	0	0	5.00	661.00	36.72	99.25%
Subtotal	37	0	0	0	37	666	0	0	5.00	661.00	36.72	99.25%
Grand Total	337	1	0	0	338	6084	0	5	63.00	6014.00	334.12	98.93%

To the best of my knowledge,
the above attendance information is correct.

Signed _____

Date _____

Report Calculations

((Carry Fwd + Gain - Mult. Gain) X School Days) = Actual Days

Actual Days - (Off Track + Days N/E + Days Absent) = Days Attd

[Days Attd / (Actual Days - Off Track - Days N/E)] X 100 =
ADA%

[Note: Multiple gains are for students that entered more than one time during the report time span.]



SEQUOIA UNION | **ELEMENTARY SCHOOL**

6. CONSENT ACTION ITEMS – 6.6 Payroll Report

PAYROLL PRELIST

1/25/2023

Page 14 of 15

Regular Payroll - 1/31/2023 8:38:00PMPayroll Status**CLASSIFIED****FINALIZED****CLASSIFIED PAYROLL PRELIST AUDIT TOTALS**

RECEIVING CHECKS: 4
 APD TO CHECKING: 16
 APD TO SAVING: 1
 TOTAL GETTING PAID: 21

STARTING APD CHECKING NEXT MONTH: 0
 STARTING APD SAVING NEXT MONTH: 0

REGULAR FUNDED: 21 SUI=1
 FEDERAL FUNDED: 0 SUI=2
 CETA FUNDED: 0 SUI=3
 NON-SUI: 0 SUI=0

PAYROLL TOTALS

Monthly Gross		Daily Gross		Hourly Gross		Hourly and Daily Gross		Total Gross	
NML	66,326.39	SPL	100.00	NML	2,881.16	NML	2,881.16	NML	69,207.55
LNG	1,001.00	Total	100.00	Total	2,881.16	SPL	100.00	LNG	1,001.00
SPL	200.00					Total	2,981.16	SPL	300.00
Total	67,527.39							Total	70,508.55

OVERTIME TOTALS

NON-NML Total:	1,201.00		100.00		0.00		100.00		1,301.00
Total:	67,527.39		100.00		2,881.16		2,981.16		70,508.55
DOCKS:	0.00	DEFERRED HELD:	1,026.77	DEFERRED PAID:	0.00	TAX ADJ:	0.00	WORK COMP:	0.00

PAYROLL PRELIST

1/25/2023

Page 15 of 15

Regular Payroll - 1/31/2023 8:38:00PMPayroll Status**FINALIZED****DISTRICT PAYROLL PRELIST AUDIT TOTALS**

RECEIVING CHECKS: 4
 APD TO CHECKING: 37
 APD TO SAVING: 2
 TOTAL GETTING PAID: 43


STARTING APD CHECKING NEXT MONTH: 0
 STARTING APD SAVING NEXT MONTH: 0

REGULAR FUNDED: 43 SUI=1
 FEDERAL FUNDED: 0 SUI=2
 CETA FUNDED: 0 SUI=3
 NON-SUI: 0 SUI=0

PAYROLL TOTALS

Monthly Gross		Daily Gross		Hourly Gross		Hourly and Daily Gross		Total Gross
NML	214,512.82	SPL	100.00	NML	2,881.16	NML	2,881.16	NML 217,393.98
LNG	1,001.00	Total	100.00	Total	2,881.16	SPL	100.00	LNG 1,001.00
RET	2,205.20					Total	2,981.16	RET 2,205.20
SPL	6,943.64							SPL 7,043.64
UGD	418.19							UGD 418.19
Total	225,080.85							Total 228,062.01
OVERTIME TOTALS								
NON-NML Total:	10,568.03		100.00		0.00		100.00	10,668.03
Total:	225,080.85		100.00		2,881.16		2,981.16	228,062.01
DOCKS:	0.00	DEFERRED HELD:	10,744.59	DEFERRED PAID:	0.00	TAX ADJ:	0.00	WORK COMP: 0.00

The School District hereby orders that payment be made to the employees listed in the above Payroll Final. The detail listing of such employees is available on the payroll system. The County Office Of Education is also ordered to transfer the amounts from the indicated funds of the district to the Check Clearing Fund in order that checks may be drawn from a single revolving fund (Education Code 42631 & 42634).


 Authorized Signature

 1/25/23
 Date



SEQUOIA UNION | **ELEMENTARY SCHOOL**

6. CONSENT ACTION ITEMS – 6.7 Vendor Payment Report

DISTRICT NO: 42
TYPE: 1
PAYCYCLE: R
DATE PAID: 12/29/2022 5:56:00 AM

Date Paid: Date Paid:12/29/2022

Pay Cycle: R - Regular

Voluntary Deduction No	Employee	Employer	Total
1036 - STANDARD INSURANCE COMPANY	337.39	0.00	337.39
1076 - AFLAC	178.46	0.00	178.46
1103 - SISC	72.90	41,544.20	41,617.10
2100 - CA TEACHERS ASSOC - Normal	1,476.98	0.00	1,476.98
4326 - ST. ALOYSIUS SCHOOL	200.00	0.00	200.00
8600 - ADDITIONAL S.I.T.	215.00	0.00	215.00
8700 - ADDITIONAL F.I.T.	388.00	0.00	388.00
9003 - JEM RESOURCE PARTNERS	4,074.13	0.00	4,074.13
District Totals:	6,942.86	41,544.20	48,487.06

Authorized For Payment

District Official

Date



Accounts Payable Final PreList - 1/26/2023 2:53:30PM

*** FINAL ***

Batch No 297

Audit

Vendor No	Vendor Name	Reference Number	Invoice Date	PO #	Invoice No	Separate Check	Account Code	Amount	Flag	EFT
Batch No 297								Total Accounts Payable:	\$31,634.63	

The School District hereby orders that payment be made to each of the above vendors in the amounts indicated on the preceding Accounts Payable Final totaling 31,634.63 and the County Office of Education transfer the amounts from the indicated funds of the district to the Check Clearing Fund in order that checks may be drawn from a single revolving fund (Education Code 42631 & 42634).


 Authorizing Signature

 Date
 

Fund Summary	Total
010	\$3,153.70
090	\$27,565.09
130	\$915.84
Total	\$31,634.63



SEQUOIA UNION | ELEMENTARY SCHOOL

7. OTHER ACTION ITEMS: 7.1 Approve the Minutes for the January 12, 2023 Regular Board Meeting



SEQUOIA UNION | ELEMENTARY SCHOOL

Mr. Ken Horn
Superintendent/Principal

MINUTES - SEQUOIA UNION BOARD OF TRUSTEES REGULAR BOARD MEETING

THURSDAY, January 12, 2023
6:00pm

AGENDA

ATTENDANCE

Board Members <i>Present</i>	Lane Anderson, Board President Melissa Myers, Board Clerk Nicole Ray, Member Cody Bogan, Member Jon Cotta, Member
Board Members <i>Absent</i>	None
Staff Members <i>Present</i>	Ken Horn, Superintendent/Principal Edgardo Monroy, Business Manager

OPENING BUSINESS

1. CALL TO ORDER

1.1 Regular Board meeting on January 12, 2023 was called to order at 6:02 pm by President Lane Anderson. All Board members were present in the Gymnasium at Sequoia Union Elementary, 23958 Ave 324, Lemon Cove, CA 93244.

2. FLAG SALUTE

2.1 Board President, Lane Anderson led the flag salute.

3. APPROVAL OF AGENDA

3.1 **Motion** by Trustee Nicole Ray, **seconded** by Trustee Jon Cotta, to approve the agenda, **Motion carried 5-0.**

Vote:

Ayes: Cody Bogan, Nicole Ray, Jon Cotta, Melissa Myers, and Lane Anderson

Noes: None

Small School, Big Heart



Mr. Ken Horn
Superintendent/Principal

4. COMMENTS FROM THE PUBLIC

Board President, Lane Anderson announced there are no public comments. Mr. Horn reported no online public comments.

5. DISCUSSION & REPORTS

5.1 Superintendent Report

Mr. Horn reported over the winter break cottonwood trees were removed, they will return to remove the stumps. Mrs. Machado painted orange around the stumps. New trees were planted by our AG students. New shade structure quote came in but it was a little bit more than we anticipated, Mr. Horn will bring a report at the next board in February. Thank you to PTC for the new remodeling in the staff lounge. Monday, Jan 2nd certificated staff returned to do staff development day. Focus was on thinking positivity and having a positive mindset, worked ELA and Math pacing guides for the year. This passed Wednesday January 11th, we had the Tulare County Sheriff staff attending and conduct a training on locking down, run, hide, and fight. It was a very good training. Dealing with the mass amount of rain, we had tornado warning on Tuesday at end of the day, all of the afterschool students' parents were called to be picked up and custodial staff was sent home. The next day we found a gas leak, shut the gas line down this will be fixed tomorrow. Our first basketball game is tomorrow, tournament at Tulare western this weekend, drama program is going on with Ms. Zerlang and Ms. Ragsdale. Classes are submitting their field trip request, getting ready for Spelling Bee, Poetry Pros, History Day, Math Day, we will have a busy Spring. Mr. Horn shared pictures of the trees that were removed and new trees that were planted, and new staff lounge.

5.2 Superintendent Goals for 2022-2023

Mr. Horn reported same goals from last year to work on. Increase the daily average attendance, we have the SARB program in place, increase enrollment. We sent out flyers to Exeter and Woodlake, placed an ad in the Exeter newspaper for three consecutive Wednesdays. We received 11 new students with 379 as I wrote this, now we are up to 385 students currently enrolled. Academic goal and Ag goal, benchmark shows that our Student Success center is helping our students who have deficiency in ELA and Math and that is our focus those student scores have gone up and those who have deficiency have gone down. State assessment that we took last year our district higher than 70% in Tulare County in ELA and we were the 10th highest scoring district in Math in 35 county district and 5th grade scored the highest in Science in Tulare County. Second goal is the Ag farm; we have knocked out the trees need to get some

Small School, Big Heart



Mr. Ken Horn
Superintendent/Principal

debris removed. Greenhouse is up and Mrs. Machado is working with our teachers on what they need to be able to work in the green house. Kids are planting trees and plants.

Third goal is to increase communication, during back to school night we are got cell phone numbers from parents. So we are able to send out mass texting. Mrs. Kruger is doing a great job with our parent's weekly school newsletter. Mr. Horn wants to do a newsletter once every two weeks for the board. Mr. Horn stated we are blessed to have Edgardo and Jane here who been working on the budget and finances as we are doing more streamlining, finding grants to apply for, Edgardo just finished the SER today. We will be working on SRSA grant report to get the drawdown on the rest of the Small Rural Schools Grant. Ongoing we want to make sure our budget projections match the three year-multi-year projection, make sure we are using our one time grants as efficiently as possible to take pressure off the regular budget so we are not running deficit these are goals that Edgar and Mr. Horn will be working on.

Trustee, Nicole Ray sounds like you're doing a great job!

5.3 School Farm Report

Mr. Horn stated that Mrs. Machado wrote the report and he edited it. Mrs. Machado reported to the board.

5.4 AG Advisory Committee Bylaws and Review

Mr. Horn reviewed the AG Advisory Committee Bylaws to the board. The board will appoint members of the committee.

Board President Lane Anderson biggest question in the past was how much money do we have to spend? I would like to have some discussion as to how much money we want to move from our reserve to this fund. I would like to add this to the agenda sooner than later.

Board President, Lane Anderson requested to add agenda item for discussion opening a separate line account for Edgardo for funding the Ag Program.

5.5 P.T.C. Report

Heather Blevins reported on the remodeling in the staff lounge and how they are stocking it with snacks and drinks for staff. Lockers for staff to store their personal items.

5.6 Business Report

Edgardo reported end of year attendance summary as of Jan 3rd we were at 379 student enrollment, now at 385. Proposed budget was based on 376 students.

Small School, Big Heart



Mr. Ken Horn
Superintendent/Principal

- District Fund
 - \$946,000 Revenue Received
 - \$547,00 Expenses
 - 400,000 Pending to receive in Revenue
- Charter Fund
 - \$4,045,952 Revenue Received
 - \$2.1 million spent
 - \$2.4 million to receive by the end of the year
- Cafeteria Fund
 - \$33,000 received reimbursement meals
 - \$88,000 spent
 - \$162,000 projected revenue
- Vendor payments \$155,000 total, schedule for vendor payments three times per month.
 - Average monthly vendor payments are \$188,000

5.7 Summary of Audit Report

Edgardo reported the audit process started in Oct and concluded in December 2022, this was our first year working with this audit firm. Funds, activities practices and policies management of funds were reviewed all was fair, NO findings just corrections from other findings from previous audit.

State Reporting K-12 Local Agencies, State Compliance Reporting, and Title 5; we complied 2021-2022. The past 7 years of our audits were reviewed.

5.8 Fund 17 Report

Edgardo reported on 2021-2022.

- \$979,600 Asset
- \$300,000 expenditures to pay for the flood last year
- \$33,000 in revenue
- \$1,013,000 current balance

Average monthly payroll is \$225,000, which we would need 1.3 million to cover 6 months of payroll.

Trustee, Melissa Myers asked how much have we put into fund 17 this year?

Edgardo said none this year.

Board President, Lane Anderson, mentioned he asked that this be brought to us to review so we know how much we have and how much we need to cover payroll for 5 or 6 months if something were to happen.

Mr. Horn mentioned that state law for school districts is that we have 15% in reserves and we have 60% in reserves. Currently we have a little less due to the flood repairs.

Small School, Big Heart



SEQUOIA UNION | ELEMENTARY SCHOOL

Mr. Ken Horn
Superintendent/Principal

Fund 1 **District** Projection at the end of year

- \$744,000 fund balance

Fund 9 **Charter** Projection at the end of year

- \$517,000

\$300,000 Transferred from Fund 17 to cover the flood cost 11% to District and 89% to Charter fund.

Mr. Horn will add a discussion item for the separate line item for the Ag fund to the February agenda as a discussion and action item.

5.9 Sequoia Union Boundary Map Discussion

Mr. Horn reviewed the boundary map so the board can redraw boundaries so others can vote and run for our school board.

Board President, Lane Anderson said we need to add an action item to ask the county to redraw the boundaries and write a reason why; kids come to school here, we can't ride the bus there, they can't vote or run for office.

5.10 Developer Fee Report

Edgardo reported and reviewed fees that we have collected over the years. With any new buildings we split developer fees with Exeter Unified, we get 60% they get 40%.

Fund 25

- Beginning balance \$178,000
- Ending balance \$224,000

Received \$25,000 from different projects.

Trustee, Melissa Myers what expenses come from this fund?

Board President, Lane Anderson we can use for construction for the farm.

6. CONSENT ACTION ITEMS

6.1 Budget Report District

6.2 Budget Report Charter

6.3 Cafeteria Report

6.4 Enrollment Report Charter

6.5 Enrollment Report District

6.6 Payroll Report

6.7 Vendor Payment Report

Motion by Trustee Nicole Ray, **seconded** by Trustee Jon Cotta, to approve Consent Action Items 6.1-6.7, **Motion carried 5-0.**

Vote:

Ayes: Cody Bogan, Nicole Ray, Jon Cotta, Melissa Myers, and Lane Anderson

Noes: None

Small School, Big Heart



Mr. Ken Horn
Superintendent/Principal

7. OTHER ACTION ITEMS

7.1 Approve the Minutes of the December 6, 2022 Board Meeting.

Motion by Trustee Jon Cotta, **seconded** by Trustee Nicole Ray, to approve December 6, 2022 Board Minutes, **Motion carried 5-0.**

Vote:

Ayes: Cody Bogan, Nicole Ray, Jon Cotta, and Lane Anderson

Noes: None

7.2 Approve the Minutes of the December 13, 2022 Special Board Meeting

Motion by Trustee Jon Cotta, **seconded** by Trustee Melissa Myers, to approve December 13, 22 Board Minutes, **Motion carried 5-0.**

Vote:

Ayes: Cody Bogan, Nicole Ray, Jon Cotta, Melissa Myers, and Lane Anderson

Noes: None

7.3 Approve the A.B. 361 "State of Emergency" Teleconferencing Provisions for the Brown Act

Motion by Trustee Nicole Ray, **seconded** by Trustee Jon Cotta, to approve A.B. 361 "State of Emergency" Teleconferencing Provisions for the Brown Act, **Motion carried 5-0.**

Vote:

Ayes: Cody Bogan, Nicole Ray, Jon Cotta, Melissa Myers, and Lane Anderson

Noes: None

7.4 Approve the Lane Engineering Proposal for Land Surveying for the New TK/K Buildings

Mr. Horn stated \$6,500 is paid from the Advanced Design funds \$584,000 TK/K grant.

Motion by Trustee Nicole Ray, **seconded** by Trustee Melissa Myers, to approve Lane Engineering Proposal for Land Surveying for New TK/K Buildings, **Motion carried 5-0.**

Vote:

Ayes: Cody Bogan, Nicole Ray, Jon Cotta, Melissa Myers, and Lane Anderson

Noes: None

7.5 Approve the Updated Authorized Signers for Calendar Year 2023

Mr. Horn stated this is adding Mr. Horn and Edgardo as signers.

Motion by Trustee Nicole Ray, **seconded** by Trustee Jon Cotta, to approve New Oven for the Kitchen, **Motion carried 5-0.**

Vote:

Ayes: Cody Bogan, Nicole Ray, Jon Cotta, Melissa Myers, and Lane Anderson

Small School, Big Heart



SEQUOIA UNION | ELEMENTARY SCHOOL

Mr. Ken Horn
Superintendent/Principal

Noes: None

7.6 Approve the Purchase of a New Oven for the Kitchen

Motion by Trustee Nicole Ray, **seconded** by Trustee Jon Cotta, to approve New Oven for the Kitchen, **Motion carried 5-0.**

Vote:

Ayes: Cody Bogan, Nicole Ray, Jon Cotta, Melissa Myers, and Lane Anderson

Noes: None

7.7 Approve the Purchase of Touchmath 123 for Math Intervention

Motion by Trustee Jon Cotta, **seconded** by Trustee Nicole Ray, to approve Purchase of Touchmath 123 for Math Intervention, **Motion carried 5-0.**

Vote:

Ayes: Cody Bogan, Nicole Ray, Jon Cotta, Melissa Myers, and Lane Anderson

Noes: None

7.8 Approve the Purchase of a new Water Well Pump for the Fields

Motion by Trustee Nicole Ray, **seconded** by Trustee Jon Cotta, to New Water Well Pump for the Fields, **Motion carried 5-0.**

Vote:

Ayes: Cody Bogan, Nicole Ray, Jon Cotta, Melissa Myers, and Lane Anderson

Noes: None

7.9 Approve the Instructional Assistant III Temporary Grant Funded Positions (2)
Mr. Horn day stated these positions would be 60% during the day and 40%
afterschool.

Motion by Trustee Jon Cotta, **seconded** by Trustee Melissa Myers, to approve (2) Instructional Assistant III Temporary, **Motion carried 5-0.**

Vote:

Ayes: Cody Bogan, Nicole Ray, Jon Cotta, Melissa Myers, and Lane Anderson

Noes: None

7.10 Approve the Inter-District Transfers OUT

Motion by Trustee Nicole Ray, **seconded** by Trustee Jon Cotta, to approve Inter-District Transfers OUT **Motion carried 5-0.**

Vote:

Ayes: Cody Bogan, Nicole Ray, Jon Cotta, Melissa Myers, and Lane Anderson

Noes: None

Small School, Big Heart



Mr. Ken Horn
Superintendent/Principal

8. ORGANIZATIONAL BUSINESS

8.1 Consideration of Agenda Items the Board Wishes to Discuss in Future Meetings

•

Motion by Trustee Nicole Ray, **seconded** by Trustee Jon Cotta, to go into Closed and out of Open Session **Motion carried 5-0.**

Vote:

Ayes: Cody Bogan, Nicole Ray, Jon Cotta, Melissa Myers, and Lane Anderson

Noes: None

9. CLOSED SESSION

9.1 GOVERNMENT CODE SECTION 54956.9(d)(1) CONFERENCE WITH LEGAL COUNSEL EXISTING LITIGATION CASE# VCU292564; Claimant: Gloria Elizabeth Rossi; Parties: Ken Horn; Sequoia Union Elementary School; Sequoia Union Elementary School District

9.2 GOVERNMENT CODE SECTION 54957: Public Employee Discipline/Dismissal/Release/Complaint

9.3 Education Code Sections 35146, 48900 et seq., 48912(b) and 49060 et seq., and 20 U.S.C. Section 1232g: STUDENT DISCIPLINE OR OTHER CONFIDENTIAL STUDENT MATTERS

9.4 GOVERNMENT CODE SECTION 54957: PUBLIC EMPLOYEE PERFORMANCE EVALUATION: Title – Superintendent-Principal

9.5 GOVERNMENT CODE SECTION 54957.6 CONFERENCE WITH LABOR NEGOTIATOR AGENCY REPRESENTATIVE: Board President. UNREPRESENTED EMPLOYEE: Sequoia Union Superintendent-Principal, Ken Horn

10. ADJOURNMENT

Board President Lane Anderson said nothing to report out of Closed Session.

*Motion to adjourn the meeting by Trustee, Jon Cotta, **seconded** by Trustee, Melissa Myers, **Motion carried.***

Vote:

Ayes: Cody Bogan, Nicole Ray, Jon Cotta, Melissa Myers, and Lane Anderson

Noes: None

Meeting adjourned at 8:55 pm by Board President, Lane Anderson

Small School, Big Heart



SEQUOIA UNION | ELEMENTARY SCHOOL

7. OTHER ACTION ITEMS: 7.2 Create an Account Line of \$100,000 taken from the School Reserve Fund to fund the School Farm as a Capital Investment



SEQUOIA UNION | ELEMENTARY SCHOOL

7. OTHER ACTION ITEMS: 7.3 Approve Board Resolution 2022-23-006 for the Creation of Fund 356 for the New TK/K Building Grant Construction Funds

RESOLUTION OF THE GOVERNING BOARD OF SEQUOIA UNION ELEMENTARY SCHOOL DISTRICT

In the Matter of establishing)
a School Facilities Fund – Full-Day Kinder) RESOLUTION No. 2022-23-006
Facilities Program

WHEREAS, the school district has a need to set up a new fund for the School Facilities Fund Construction project # 70/72116-00-001. The new county fund number will be Fund #356 using Resource Number 77100 for accounting;

WHEREAS, there is need for a separate accounting for the state facilities apportionments;

THEREFORE, BE IT RESOLVED that the County Treasurer be requested to establish a separate fund called the School Facilities for Full-Day Kinder Facilities Program.

THEREFORE, BE IT ALSO RESOLVED that the district superintendent is authorized to make temporary cash flow loans from other funds of the district to the School Facilities Fund to be repaid upon receipt of state apportionments.

THE FOREGOING RESOLUTION WAS ADOPTED upon the motion of _____, seconded by _____, at a regular meeting of the Governing Board on the 9th day of February, 2023 by the following vote.

Ayes:

Noes:

Abstentions:

Absent:

Secretary/Clerk of said District Board



SEQUOIA UNION | ELEMENTARY SCHOOL

7. OTHER ACTION ITEMS: 7.4 Approve the Mangini Associates Invoice for Stage 1 Schematic Design of TK Classroom Buildings

Invoice

MANGINI ASSOCIATES INC.
McLain Bareng Morrelli Scott
4320 W. Mineral King Avenue
Visalia, CA 93291
(559) 627-0530 FAX: (559) 627-1926

Mr. Ken Horn
Sequoia Union Elementary School District
P. O. Box 44260
Lemon Cove, CA 93244-4260

December 31, 2022
Invoice No: 13146

Project 23043 New TK Classroom Building at Sequoia Union Elementary School
SAB Sliding Scale plus reimbursables.
Estimated Construction Cost: \$3,206,148.00
Estimated Fee: \$251,930.36

Professional Services from December 01, 2022 to December 31, 2022

Billing Group 00001 Basic Services

Professional Services

Phase	Phase Fee	% Complete	Fee Earned	Prior Billing	Current Fee
Schematic Design	25,193.04	50.00	12,596.52	0.00	12,596.52
Design Development	50,386.08	0.00	0.00	0.00	0.00
Construction Documents	88,175.63	0.00	0.00	0.00	0.00
Agency Approval	12,596.52	0.00	0.00	0.00	0.00
Bidding	12,596.52	0.00	0.00	0.00	0.00
Construction Administration	62,982.59	0.00	0.00	0.00	0.00
Total Fee	251,930.38		12,596.52	0.00	12,596.52
Total Fee					12,596.52
Total this Billing Group					\$12,596.52
TOTAL THIS INVOICE					\$12,596.52

Billings to Date

	Current	Prior	Total
Fee	12,596.52	0.00	12,596.52
Totals	12,596.52	0.00	12,596.52

TERMS: All payments are due within 30 days of date of invoice. Past Due accounts are subject to a 1.5 percent interest charge per month.



SEQUOIA UNION | **ELEMENTARY SCHOOL**

7. OTHER ACTION ITEMS: 7.5 Approve the 2022 Sequoia Union SARC

Sequoia Union Elementary School District

23958 Avenue 324 Lemon Cove, CA 93244 ▪ (559) 564-2106 ▪ www.sequoiaunion.org



SARC
2021-22

School Accountability
Report Card
Published in 2022-23

Sequoia Elementary Charter School

Charter Grades K-7
Charter CDS Code 54-72116-6054340

Ken Horn, Superintendent/Principal
kenhorn@sequoiaunion.org

23958 Avenue 324
Lemon Cove, CA 93244
(559) 564-2106


www.sequoiaunion.org

Sequoia Elementary School

Elementary Grade 8
Elementary CDS Code 54-72116-0134973



"SMALL SCHOOL, BIG HEART!"



Principal's Message

As our mission statement says, the Sequoia Union Elementary School District is focusing on developing students with a strong moral integrity, an ongoing pursuit of academic excellence, and a developmental self-worth in a safe and supportive environment. To accomplish our school mission, it will take our entire school community. To this end we ask parents and members of the community to get involved with our Ag Program, volunteering in the classrooms, helping with beautification of the campus, participation in School Site Council, Parent's Guild/Sports Boosters, or in any manner that supports the growth of our students. I invite each and every person to become a part of any of these programs on our campus. With your support and involvement, your child's school experience will be positive and rewarding.

Parental Involvement

Parent participation at Sequoia Union is encouraged and appreciated. Parents can assist by being:

- A volunteer in the classroom
- A chaperone on trips and special activities
- A member of the Parents Guild/Sports Boosters
- A member of School Site Council

Please visit the Sequoia Union Elementary School website at www.sequoiaunion.org for information on these programs and more!

School Safety

Sequoia Union has a safety plan that addresses all the components relevant to the academic and physical well-being of students, teachers and staff. A copy of this plan is available from the school upon request.

The school safety plan is living dynamic protocol that is continuously being updated and improved, as we strive to incorporate newly adopted state requirements that include suicide prevention, Cardiac Emergency Response, as well as improving our Threat Assessment Program. Key elements of the plan include fire, lock-down, staff/parent training in Situational Awareness, earthquake drills and disaster-response procedures. The safety plan also includes emergency phone numbers, a bomb-threat checklist and dealing with pandemics.

The school safety plan was last reviewed, updated and discussed with the school faculty, Tulare County Fire Department, and Tulare County Sheriff's Department in February of 2023.



School Accountability Report Card

In accordance with state and federal requirements, the School Accountability Report Card (SARC) is put forth annually by all public schools as a tool for parents and interested parties to stay informed of the school's progress, test scores and achievements.

Mission Statement

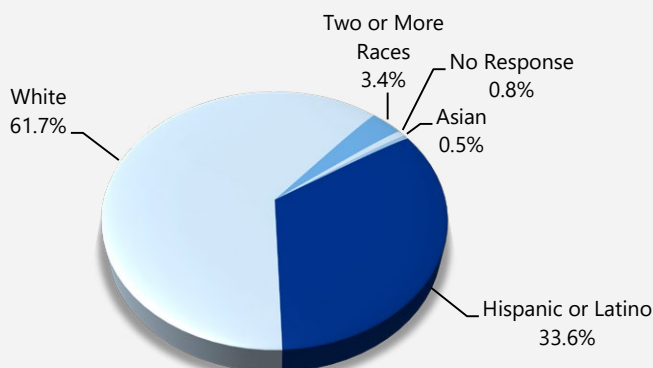
We, the Sequoia Union Elementary School District, are committed to the development of students with high moral integrity, academic excellence, and self-worth in a safe and supportive environment. (Adopted on July 18, 2013.)

Enrollment by Student Group

The total enrollment at the school was 384 students for the 2021-22 school year. The pie chart displays the percentage of students enrolled in each group.

Demographics

2021-22 School Year



Governing Board

Lane Anderson, President
Brad Ward, Clerk
Nicole Ray, Member
Cody Bogan, Member
Jon Cotta, Member

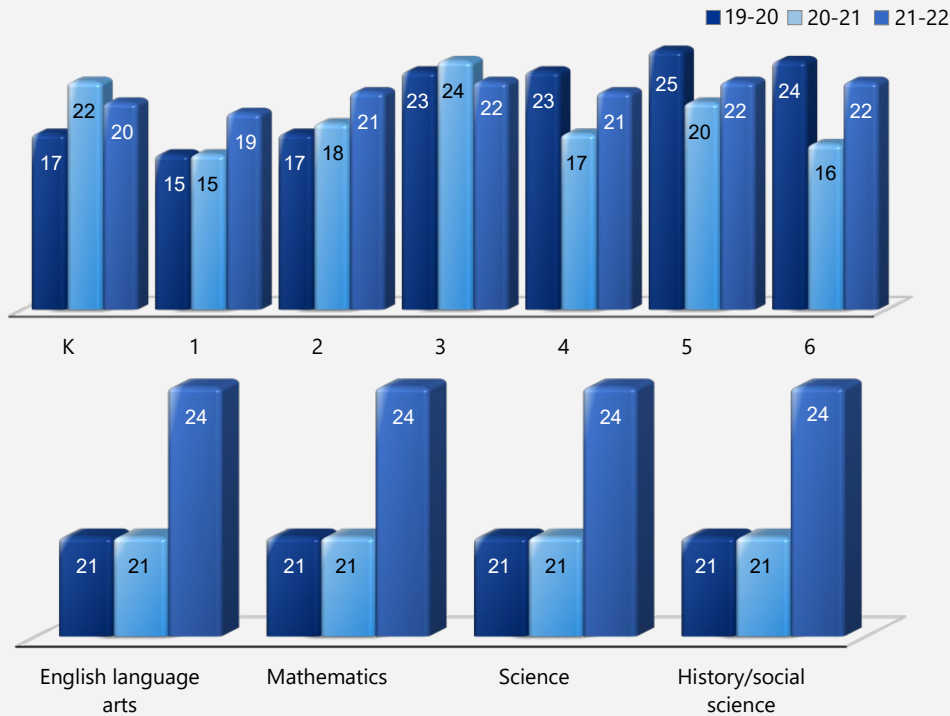


Class Size Distribution

The bar graphs display the three-year data for average class size, and the table displays the three-year data for the number of classrooms by size. The number of classes indicates how many classrooms fall into each size category (a range of total students per classroom). At the secondary school level, this information is reported by subject area rather than grade level.

Average Class Size

Three-Year Data



Number of Classrooms by Size

Three-Year Data

	2019-20			2020-21			2021-22		
Grade	Number of Students								
	1-20	21-32	33+	1-20	21-32	33+	1-20	21-32	33+
K		2			2		2		
1	2			2			2		
2	2			2				2	
3		2			2			2	
4	1	1		2				2	
5	1	1		2				2	
6		2		3				2	
Subject	Number of Students								
	1-22	23-32	33+	1-22	23-32	33+	1-22	23-32	33+
English language arts		2		3				4	
Mathematics		2		3				4	
Science		2		3				4	
History/social science		2		3				4	

Enrollment by Student Group - Sequoia Charter

Demographics

2021-22 School Year

Female	45.70%
Male	54.30%
Non-Binary	0.00%
English learners	9.00%
Foster youth	0.00%
Homeless	0.30%
Migrant	0.60%
Socioeconomically Disadvantaged	38.40%
Students with Disabilities	5.20%




Enrollment by Student Group - Sequoia Elementary

Demographics

2021-22 School Year

Female	34.20%
Male	65.80%
Non-Binary	0.00%
English learners	10.50%
Foster youth	2.60%
Homeless	0.00%
Migrant	0.00%
Socioeconomically Disadvantaged	50.00%
Students with Disabilities	10.50%



Suspensions and Expulsions

This table shows the school, district, and state suspension and expulsion rates collected between July through June, each full school year respectively.

Suspensions and Expulsions							Two-Year Data	
	Sequoia CS		Sequoia ES		Sequoia UESD		California	
	20-21	21-22	20-21	21-22	20-21	21-22	20-21	21-22
Suspension rates	0.9%	3.6%	0.0%	20.0%	0.8%	5.3%	0.2%	3.4%
Expulsion rates	0.0%	0.0%	0.0%	2.5%	0.0%	0.3%	0.0%	0.1%

Note: Data collected during the 2020–21 school year may not be comparable to earlier years of this collection due to differences in learning mode instruction in response to the COVID-19 pandemic.

This table shows the school, district, and state suspension and expulsion rates collected between July through February, partial school year due to the COVID-19 pandemic.

Currently, partial school year due to the COVID-19 pandemic.

Suspensions and Expulsions				2019-20 School Year
	Sequoia CS	Sequoia ES	Sequoia UESD	California
	19-20	19-20	19-20	19-20
Suspension rates	0.0%	2.7%	0.3%	2.5%
Expulsion rates	0.0%	0.0%	0.0%	0.1%

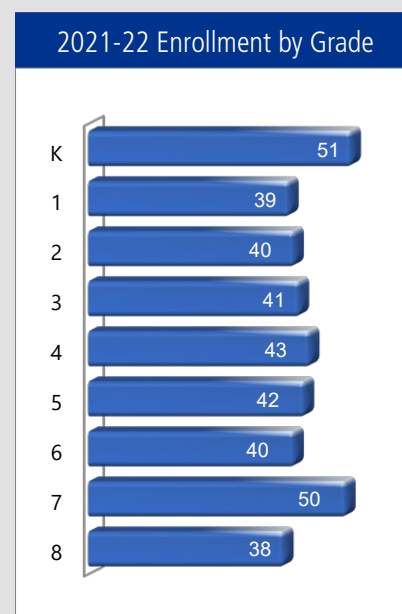
Note: The 2019–20 suspensions and expulsions rate data are not comparable to other year data because the 2019–20 school year is a partial school year due to the COVID-19 crisis. As such, it would be inappropriate to make any comparisons in rates of suspensions and expulsions in the 2019–20 school year compared to other school years.

Suspensions and Expulsions by Student Group

Suspensions and Expulsions by Student Group					2021-22 School Year	
Student Group	Sequoia CS		Sequoia ES			
	Suspensions Rate	Expulsions Rate	Suspensions Rate	Expulsions Rate		
All Students	3.6%	0.0%	20.0%	2.5%		
Female	0.0%	0.0%	0.0%	0.0%		
Male	6.6%	0.0%	30.8%	3.9%		
Non-Binary	0.0%	0.0%	0.0%	0.0%		
American Indian or Alaska Native	0.0%	0.0%	0.0%	0.0%		
Asian	0.0%	0.0%	0.0%	0.0%		
Black or African American	0.0%	0.0%	0.0%	0.0%		
Filipino	0.0%	0.0%	0.0%	0.0%		
Hispanic or Latino	5.8%	0.0%	35.7%	0.0%		
Native Hawaiian or Pacific Islander	0.0%	0.0%	0.0%	0.0%		
Two or More Races	0.0%	0.0%	0.0%	0.0%		
White	2.7%	0.0%	12.5%	4.2%		
English Learners	6.1%	0.0%	0.0%	0.0%		
Foster Youth	0.0%	0.0%	0.0%	0.0%		
Homeless	0.0%	0.0%	0.0%	0.0%		
Socioeconomically Disadvantaged	5.5%	0.0%	38.1%	0.0%		
Students Receiving Migrant Education Services	0.0%	0.0%	0.0%	0.0%		
Students with Disabilities	0.0%	0.0%	0.0%	0.0%		

Enrollment by Grade

The bar graph displays the total number of students enrolled in each grade for the 2021-22 school year.



Professional Development

During the school year, staff members are encouraged to pursue professional-development opportunities. Teachers participate in professional development/ Professional Learning Communities every Wednesday during the year in addition to attending workshops, training and meetings. During these training sessions, we review California State Standards implementation, grade-level articulation and implementation/improvement of "Best Practices." We also focus on student intervention to fill gaps in learning and we focus on student discipline and positive reinforcement strategies.

Professional Development Days

Number of school days dedicated to staff development and continuous improvement	
2020-21	5 full days, plus 37 minimum days
2021-22	5 full days, plus 37 minimum days
2022-23	5 full days, plus 37 minimum days



California Physical Fitness Test

Each spring, all students in grades 5, 7 and 9 are required to participate in the California Physical Fitness Test (PFT). The Fitnessgram is the designated PFT for students in California public schools put forth by the State Board of Education. Due to changes to the 2021–22 PFT administration, only participation results are required for the five fitness areas.

Encouraging and assisting students in establishing lifelong habits of regular physical activity is the primary goal of the Fitnessgram. The table shows the percentage of students participating in each of the five fitness components for the most recent testing period. For more detailed information on the California PFT, please visit www.cde.ca.gov/ta/tg/pf.

California Physical Fitness Test					2021-22 School Year
Percentage of Students Participating In Each Of The Five Fitness Components					
Grade	Component 1:	Component 2:	Component 3:	Component 4:	Component 5:
	Aerobic Capacity	Abdominal Strength and Endurance	Trunk Extensor and Strength and Flexibility	Upper Body Strength and Endurance	Flexibility
5	100%	100%	100%	100%	100%
7	100%	100%	100%	100%	100%

Chronic Absenteeism by Student Group

Chronic Absenteeism by Student Group					2021-22 School Year			
Student Group	Cumulative Enrollment		Chronic Absenteeism Eligible Enrollment		Chronic Absenteeism Count		Chronic Absenteeism Rate	
	Sequoia CS	Sequoia ES	Sequoia CS	Sequoia ES	Sequoia CS	Sequoia ES	Sequoia CS	Sequoia ES
All Students	360	40	354	39	53	9	15.00%	23.10%
Female	163	14	160	14	17	4	10.60%	28.60%
Male	197	26	194	25	36	5	18.60%	20.00%
American Indian or Alaska Native	0	0	0	0	0	0	0.00%	0.00%
Asian	1	1	1	1	0	0	0.00%	0.00%
Black or African American	0	0	0	0	0	0	0.00%	0.00%
Filipino	0	0	0	0	0	0	0.00%	0.00%
Hispanic or Latino	121	14	118	14	18	4	15.30%	28.60%
Native Hawaiian or Pacific Islander	0	0	0	0	0	0	0.00%	0.00%
Two or More Races	11	1	11	1	2	0	18.20%	0.00%
White	225	24	222	23	33	5	14.90%	21.70%
English Learners	33	4	32	4	3	1	9.40%	25.00%
Foster Youth	0	1	0	1	0	0	0.00%	0.00%
Homeless	0	0	0	0	0	0	0.00%	0.00%
Socioeconomically Disadvantaged	146	21	142	21	33	6	23.20%	28.60%
Students Receiving Migrant Education Services	2	0	2	0	1	0	50.00%	0.00%
Students with Disabilities	25	4	25	4	6	3	24.00%	75.00%



SARC Reporting in the 2020–21 School Year Only

Where the most viable option, LEAs were required to administer the statewide summative assessment in ELA and mathematics. Where a statewide summative assessment was not the most viable option for the LEA (or for one or more grade-level[s] within the LEA) due to the pandemic, LEAs were allowed to report results from a different assessment that met the criteria established by the State Board of Education (SBE) on March 16, 2021. The assessments were required to be:

- Aligned with CA CCSS for ELA and mathematics;
- Available to students in grades 3 through 8, and grade 11; and
- Uniformly administered across a grade, grade span, school, or district to all eligible students.

Options

The CAAs could only be administered in-person following health and safety requirements. If it was not viable for the LEA to administer the CAAs in person with health and safety guidelines in place, the LEA was directed to not administer the tests. There were no other assessment options available for the CAAs. Schools administered the Smarter Balanced Summative Assessments for ELA and mathematics, other assessments that meet the SBE criteria, or a combination of both, and they could only choose one of the following:

- Smarter Balanced ELA and mathematics summative assessments;
- Other assessments meeting the SBE criteria; or
- Combination of Smarter Balanced ELA and mathematics summative assessments and other assessments.

CAASPP Test Results in Science for All Students (grades 5, 8 and high school)

The table below shows the percent of students meeting or exceeding the State standard on the CAASPP – California Science Test (CAST) and the California Alternate Assessment for Science (CAA for Science) for grades 5, 8, and once in high school (i.e., grade 10, 11 or 12).

Percentage of Students Meeting or Exceeding State Standard							Two-Year Data	
	Sequoia CS (grade 5)		Sequoia ES (grade 8)		Sequoia Union ESD		California	
Subject	20-21	21-22	20-21	21-22	20-21	21-22	20-21	21-22
Science	▲	43.90%	▲	38.24%	▲	38.24%	28.50%	29.47%

CAASPP Test Results in ELA and Mathematics for All Students

The table below shows the percent of students meeting or exceeding the State standards on the California Assessment of Student Performance and Progress (CAASPP) Smarter Balanced Summative Assessments and California Alternate Assessments (CAAs) for English language arts/literacy (ELA) and mathematics for grades 3-8 and 11.

Percentage of Students Meeting or Exceeding State Standard							Two-Year Data	
	Sequoia CS (grade 5)		Sequoia ES (grade 8)		Sequoia Union ESD		California	
Subject	20-21	21-22	20-21	21-22	20-21	21-22	20-21	21-22
English language arts/literacy	*	38%	*	44%	*	39%	*	47%
Mathematics	*	31%	*	24%	*	30%	*	33%

▲ This school did not test students using the CAASPP for Science.


* Data for 2020–21 are not comparable to other year data due to the COVID-19 pandemic during the 2020–21 school year. Where the CAASPP assessments in ELA and/or mathematics is not the most viable option, the LEAs were allowed to administer local assessments. Therefore, the 2020–21 data between school years for the school, district, state are not an accurate comparison. As such, it is inappropriate to compare results of the 2020–21 school year to other school years.

Statewide Assessments

Statewide assessments (i.e., California Assessment of Student Performance and Progress [CAASPP] System includes the Smarter Balanced Summative Assessments for students in the general education population and the California Alternate Assessments [CAAs] for English language arts/literacy [ELA] and mathematics given in grades three through eight and grade eleven. Only eligible students may participate in the administration of the CAAs. CAAs items are aligned with alternate achievement standards, which are linked with the Common Core State Standards [CCSS] for students with the most significant cognitive disabilities).

The CAASPP System encompasses the following assessments and student participation requirements:

1. **Smarter Balanced Summative Assessments and CAAs for ELA** in grades three through eight and grade eleven.
2. **Smarter Balanced Summative Assessments and CAAs for mathematics** in grades three through eight and grade eleven.
3. **California Science Test (CAST) and CAAs for Science** in grades five, eight, and once in high school (i.e., grade ten, eleven, or twelve).



CAASPP by Student Group: Science, English Language Arts and Mathematics

The tables on the following pages display the percentage of students that met or exceeded state standards in science, English language arts/literacy and mathematics for the school by student groups.

The “percentage met or exceeded” is calculated by taking the total number of students who met or exceeded the standard on the Smarter Balanced Summative Assessment plus the total number of students who met the standard on the CAA divided by the total number of students who participated in both assessments.


Note: The number of students tested includes all students who participated in the test whether they received a score or not. However, the number of students tested is not the number that was used to calculate the achievement level percentages. The achievement level percentages are calculated using only students who received scores.



CAASPP Test Results by Student Group: Science (Sequoia Charter grade 5)

Percentage of Students Meeting or Exceeding State Standards					2021-22 School Year
Science					
Group	Total Enrollment	Number Tested	Percentage Tested	Percentage Not Tested	Percentage Met or Exceeded
All students	43	41	95.35%	4.65%	43.90%
Female	20	20	100.00%	0.00%	25.00%
Male	23	21	91.30%	8.70%	61.90%
American Indian or Alaska Native	❖	❖	❖	❖	❖
Asian	❖	❖	❖	❖	❖
Black or African American	❖	❖	❖	❖	❖
Filipino	❖	❖	❖	❖	❖
Hispanic or Latino	11	11	100.00%	0.00%	27.27%
Native Hawaiian or Pacific Islander	❖	❖	❖	❖	❖
Two or more races	❖	❖	❖	❖	❖
White	30	28	93.33%	6.67%	53.57%
English Learners	❖	❖	❖	❖	❖
Foster Youth	❖	❖	❖	❖	❖
Homeless	❖	❖	❖	❖	❖
Military	❖	❖	❖	❖	❖
Socioeconomically disadvantaged	11	9	81.82%	18.18%	❖
Students receiving Migrant Education services	❖	❖	❖	❖	❖
Students with Disabilities	❖	❖	❖	❖	❖

❖ Scores are not shown when the number of students tested is ten or less, either because the number of students in this category is too small for statistical accuracy or to protect student privacy.





CAASPP Test Results by Student Group: Science (Sequoia Elementary grade 8)

Percentage of Students Meeting or Exceeding State Standards					2021-22 School Year
Science					
Group	Total Enrollment	Number Tested	Percentage Tested	Percentage Not Tested	Percentage Met or Exceeded
All students	34	34	100.00%	0.00%	38.24%
Female	12	12	100.00%	0.00%	33.33%
Male	22	22	100.00%	0.00%	40.91%
American Indian or Alaska Native	❖	❖	❖	❖	❖
Asian	❖	❖	❖	❖	❖
Black or African American	❖	❖	❖	❖	❖
Filipino	❖	❖	❖	❖	❖
Hispanic or Latino	13	13	100.00%	0.00%	23.08%
Native Hawaiian or Pacific Islander	❖	❖	❖	❖	❖
Two or more races	❖	❖	❖	❖	❖
White	19	19	100.00%	0.00%	47.37%
English Learners	❖	❖	❖	❖	❖
Foster Youth	❖	❖	❖	❖	❖
Homeless	❖	❖	❖	❖	❖
Military	❖	❖	❖	❖	❖
Socioeconomically disadvantaged	14	14	100.00%	0.00%	21.43%
Students receiving Migrant Education services	❖	❖	❖	❖	❖
Students with Disabilities	❖	❖	❖	❖	❖

❖ Scores are not shown when the number of students tested is ten or less, either because the number of students in this category is too small for statistical accuracy or to protect student privacy.






CAASPP Test Results by Student Group: English Language Arts (Sequoia Charter grades 3-7)

Percentage of Students Meeting or Exceeding State Standards					2021-22 School Year
English Language Arts					
Group	Total Enrollment	Number Tested	Percentage Tested	Percentage Not Tested	Percentage Met or Exceeded
All students	205	197	96.10%	3.90%	38.07%
Female	93	92	98.92%	1.08%	45.65%
Male	112	105	93.75%	6.25%	31.43%
American Indian or Alaska Native	❖	❖	❖	❖	❖
Asian	❖	❖	❖	❖	❖
Black or African American	❖	❖	❖	❖	❖
Filipino	❖	❖	❖	❖	❖
Hispanic or Latino	58	57	98.28%	1.72%	22.81%
Native Hawaiian or Pacific Islander	❖	❖	❖	❖	❖
Two or more races	11	11	100.00%	0.00%	36.36%
White	135	128	94.81%	5.19%	45.31%
English Learners	14	14	100.00%	0.00%	0.00%
Foster Youth	❖	❖	❖	❖	❖
Homeless	❖	❖	❖	❖	❖
Military	❖	❖	❖	❖	❖
Socioeconomically disadvantaged	61	57	93.44%	6.56%	21.05%
Students receiving Migrant Education services	❖	❖	❖	❖	❖
Students with Disabilities	12	9	75.00%	25.00%	❖

❖ Scores are not shown when the number of students tested is ten or less, either because the number of students in this category is too small for statistical accuracy or to protect student privacy.







CAASPP Test Results by Student Group: Mathematics (Sequoia Charter grades 3-7)

Percentage of Students Meeting or Exceeding State Standards					2021-22 School Year
Mathematics					
Group	Total Enrollment	Number Tested	Percentage Tested	Percentage Not Tested	Percentage Met or Exceeded
All students	205	197	96.10%	3.90%	31.47%
Female	93	92	98.92%	1.08%	31.52%
Male	112	105	93.75%	6.25%	31.43%
American Indian or Alaska Native	❖	❖	❖	❖	❖
Asian	❖	❖	❖	❖	❖
Black or African American	❖	❖	❖	❖	❖
Filipino	❖	❖	❖	❖	❖
Hispanic or Latino	58	57	98.28%	1.72%	8.77%
Native Hawaiian or Pacific Islander	❖	❖	❖	❖	❖
Two or more races	11	11	100.00%	0.00%	27.27%
White	135	128	94.81%	5.19%	42.19%
English Learners	14	14	100.00%	0.00%	0.00%
Foster Youth	❖	❖	❖	❖	❖
Homeless	❖	❖	❖	❖	❖
Military	❖	❖	❖	❖	❖
Socioeconomically disadvantaged	61	57	93.44%	6.56%	19.30%
Students receiving Migrant Education services	❖	❖	❖	❖	❖
Students with Disabilities	12	9	75.00%	25.00%	❖

❖ Scores are not shown when the number of students tested is ten or less, either because the number of students in this category is too small for statistical accuracy or to protect student privacy.





CAASPP Test Results by Student Group: English Language Arts (Sequoia Elementary grade 8)

Percentage of Students Meeting or Exceeding State Standards					2021-22 School Year
English Language Arts					
Group	Total Enrollment	Number Tested	Percentage Tested	Percentage Not Tested	Percentage Met or Exceeded
All students	34	34	100.00%	0.00%	44.12%
Female	12	12	100.00%	0.00%	66.67%
Male	22	22	100.00%	0.00%	31.82%
American Indian or Alaska Native	❖	❖	❖	❖	❖
Asian	❖	❖	❖	❖	❖
Black or African American	❖	❖	❖	❖	❖
Filipino	❖	❖	❖	❖	❖
Hispanic or Latino	13	13	100.00%	0.00%	7.69%
Native Hawaiian or Pacific Islander	❖	❖	❖	❖	❖
Two or more races	❖	❖	❖	❖	❖
White	19	19	100.00%	0.00%	63.16%
English Learners	❖	❖	❖	❖	❖
Foster Youth	❖	❖	❖	❖	❖
Homeless	❖	❖	❖	❖	❖
Military	❖	❖	❖	❖	❖
Socioeconomically disadvantaged	14	14	100.00%	0.00%	42.86%
Students receiving Migrant Education services	❖	❖	❖	❖	❖
Students with Disabilities	❖	❖	❖	❖	❖

❖ Scores are not shown when the number of students tested is ten or less, either because the number of students in this category is too small for statistical accuracy or to protect student privacy.






CAASPP Test Results by Student Group: Mathematics (Sequoia Elementary grade 8)

Percentage of Students Meeting or Exceeding State Standards					2021-22 School Year
Mathematics					
Group	Total Enrollment	Number Tested	Percentage Tested	Percentage Not Tested	Percentage Met or Exceeded
All students	34	34	100.00%	0.00%	23.53%
Female	12	12	100.00%	0.00%	16.67%
Male	22	22	100.00%	0.00%	27.27%
American Indian or Alaska Native	❖	❖	❖	❖	❖
Asian	❖	❖	❖	❖	❖
Black or African American	❖	❖	❖	❖	❖
Filipino	❖	❖	❖	❖	❖
Hispanic or Latino	13	13	100.00%	0.00%	0.00%
Native Hawaiian or Pacific Islander	❖	❖	❖	❖	❖
Two or more races	❖	❖	❖	❖	❖
White	19	19	100.00%	0.00%	36.84%
English Learners	❖	❖	❖	❖	❖
Foster Youth	❖	❖	❖	❖	❖
Homeless	❖	❖	❖	❖	❖
Military	❖	❖	❖	❖	❖
Socioeconomically disadvantaged	14	14	100.00%	0.00%	14.29%
Students receiving Migrant Education services	❖	❖	❖	❖	❖
Students with Disabilities	❖	❖	❖	❖	❖

❖ Scores are not shown when the number of students tested is ten or less, either because the number of students in this category is too small for statistical accuracy or to protect student privacy.





Textbooks and Instructional Materials

All school textbooks are in compliance and are on the state-approved list. We have enough textbooks for each student to have their own copy. All students have access to their own copy of standards-aligned textbooks. The textbook-selection committee is made up of teacher leaders, the curriculum director and the administration. Parent input is solicited during the instructional materials selection process. The most recently adopted textbooks were chosen using the state-approved list. The textbooks adopted fit within the curriculum framework adopted by the State Board of Education.

Textbooks and Instructional Materials List		2022-23 School Year
Subject	Textbook	Adopted
English language arts	Wonders	2017
Mathematics	Math & My Math, McGraw-Hill	2018
Science	Science Weekly (K-2)	2018
Science	TWIG Science (K-4)	2021
Science	Discovery Science Techbook (5-8)	2021
History/social science	Studies Weekly (K-2)	2018
History/social science	Inspire Social Science (3-5)	2021
History/social science	TCI (6-8)	2016

Availability of Textbooks and Instructional Materials

The following lists the percentage of pupils who lack their own assigned textbooks and instructional materials.

Percentage of Students Lacking Materials by Subject		2022-23 School Year
	Percentage Lacking	
Reading/language arts	0%	
Mathematics	0%	
Science	0%	
History/social science	0%	
Visual and performing arts	0%	
Foreign language	0%	
Health	0%	

California School Dashboard

The California School Dashboard (Dashboard) <https://www.caschooldashboard.org/> reflects California's new accountability and continuous improvement system and provides information about how LEAs and schools are meeting the needs of California's diverse student population. The Dashboard contains reports that display the performance of LEAs, schools, and student groups on a set of state and local measures to assist in identifying strengths, challenges, and areas in need of improvement.

Currency of Textbooks

This table displays the date when the most recent hearing was held to adopt a resolution on the sufficiency of instructional materials.

Currency of Textbooks	
2022-23 School Year	
Data collection date	8/11/2022

Quality of Textbooks

The following table outlines the criteria required for choosing textbooks and instructional materials.

Quality of Textbooks	
2022-23 School Year	
Criteria	Yes/No
Are the textbooks adopted from the most recent state-approved or local governing-board-approved list?	Yes

Types of Services Funded

The following is a list of federal- and state-funded programs provided to students:

- Title I (Basic Grant)
- Title I (Migrant Education)
- Title II (Teacher and Principal Training and Recruiting)
- Title II (Technology)
- Title V (Innovative Programs)
- Economic Impact Aid-Limited
- New Teacher Induction (NTI) support
- Class Size Reduction (CSR)
- School Improvement Program (SIP)
- School Library Grant
- Title III (Emergency Immigrant)
- Assembly Bill 1113 School Safety and Violence Prevention Act



School Facility Good Repair Status

The table shows the results of the school's most recent inspection using the Facility Inspection Tool (FIT) or equivalent school form. This inspection determines the school facility's good repair status using ratings of good condition, fair condition or poor condition. The overall summary of facility conditions uses ratings of exemplary, good, fair or poor.

School Facility Good Repair Status		2022-23 School Year
Items Inspected		Repair Status
Systems: Gas leaks, sewer, mechanical systems (heating, ventilation and HVAC)		Good
Interior: Interior surfaces (floors, ceilings, walls and window casings)		Good
Cleanliness: Pest/vermin control, overall cleanliness		Good
Electrical: Electrical systems		Good
Restrooms/fountains: Restrooms, sinks and drinking fountains		Good
Safety: Fire safety, emergency systems, hazardous materials		Good
Structural: Structural condition, roofs		Good
External: Windows/doors/gates/fences, playgrounds/school grounds		Good
Overall summary of facility conditions		Exemplary
Date of the most recent school site inspection		8/3/2022

Deficiencies and Repairs

The table lists the repairs required for all deficiencies found during the site inspection. Regardless of each item's repair status, all deficiencies are listed.

Deficiencies and Repairs		2022-23 School Year
Items Inspected	Deficiencies and Action Taken or Planned	Date of Action
Systems	Overhead pipes in kitchen attic. All pipes replaced in kitchen attic.	September 2022
Interior	Cracked glass in 3 classrooms. Glass replaced in 3 classrooms	September 2022

Public Internet Access

Internet access is available at public libraries and other locations that are publicly accessible (e.g., the California State Library). Access to the Internet at libraries and public locations is generally provided on a first-come, first-served basis. Other use restrictions may include the hours of operation, the length of time that a workstation may be used (depending on availability), the types of software programs available on a workstation, and the ability to print documents.



"We, the Sequoia Union Elementary School District, are committed to the development of students with high moral integrity, academic excellence, and self-worth in a safe and supportive environment."

School Facilities

All classrooms at Sequoia Union are safe, clean and well maintained. All buildings meet state standards, and all areas of the facility are in good repair, including all bathrooms and toilets. We have beautiful grounds that include baseball diamonds, soccer and football fields, and a running track. We have a modern gym where we play volleyball and basketball. We also have many outdoor basketball courts. We have a professional computer lab and library, and all of the classrooms have computer accessibility. Each classroom enjoys a 1:1 ratio of devices to students.

The current Sequoia Elementary School was built in 1954. The school has 19 grade level classrooms, a library, a multipurpose room and a Student Success Center-RSP Classroom.

We take the following safety measures to ensure our students and staff members have a safe and healthy environment: We use security cameras, our school is fully gated, we have staff watching our students before and after school, and visitors must sign in at the school office and may receive a visitor's pass to enter the campus upon clearance. Once the school day has started, all visitors must process through the office in order to enter the school grounds.

The custodial staff includes two custodians working eight hours per day. Maintenance staff accomplishes repairs and fixes problems as needed. We evaluate the facilities routinely with a monthly facility "Walk-Through." The staff works diligently to clean the bathroom, classrooms, and the cafeteria daily.

In the last several years, a new library was built, the cafeteria and gym were expanded, as well as a building of four classrooms to house our junior high program. A new playground was installed by the Parent's Guild. The structure meets Department of General Services (DGS) standards. We completed our well project during the 2020-21 school year. The well project was funded by rural water and water bond dollars.

Sequoia Union Elementary School continues to build its agricultural program. 4.6 acres was donated to Sequoia Union for our School Farm. Our campus features raised garden beds, and an Indigenous Plant Garden. The school built a greenhouse behind the Boiler Room. The local educational agency (LEA) continues to enjoy its relationship with U.C. Davis and the California Irrigation Management Information System (CIMIS) as a result of becoming the first elementary school in California to support the satellite array for CIMIS.



Teacher Preparation and Placement

The teacher data displayed in this SARC is from the 2020-21 and the 2021-22 school years. This table displays the number and percent of teacher authorization/assignment as well as the total number and percent of teaching positions at the school, district, and state levels. For questions concerning the assignment of teachers outside their subject area of competence or the credential status of teachers, visit the California Commission on Teacher Credentialing website at <https://www.ctc.ca.gov/>.

Teacher Preparation and Placement							2020-21 School Year	
Authorization/Assignment	CS Number	CS Percent	ES Number	ES Percent	District Number	District Percent	State Number	State Percent
Fully (Preliminary or Clear) Credentialed for Subject and Student Placement (properly assigned)	14.9	93.7%	1.9	100.0%	16.9	94.4%	228,366.1	83.1%
Intern Credential Holders Properly Assigned	1.0	6.3%	0.0	0.0%	1.0	5.6%	4,205.9	1.5%
Teachers Without Credentials and Misassignments ("ineffective" under ESSA)	0.0	0.0%	0.0	0.0%	0.0	0.0%	11,216.7	4.1%
Credentialed Teachers Assigned Out-of-Field ("out-of-field" under ESSA)	0.0	0.0%	0.0	0.0%	0.0	0.0%	12,115.8	4.4%
Unknown	0.0	0.0%	0.0	0.0%	0.0	0.0%	18,854.3	6.9%
Total Teaching Positions	15.9	100.0%	1.9	100.0%	17.9	100.0%	274,759.1	100.0%


Teacher Preparation and Placement							2021-22 School Year	
Authorization/Assignment	CS Number	CS Percent	ES Number	ES Percent	District Number	District Percent	State Number	State Percent
Fully (Preliminary or Clear) Credentialed for Subject and Student Placement (properly assigned)	**	**	**	**	**	**	**	**
Intern Credential Holders Properly Assigned	**	**	**	**	**	**	**	**
Teachers Without Credentials and Misassignments ("ineffective" under ESSA)	**	**	**	**	**	**	**	**
Credentialed Teachers Assigned Out-of-Field ("out-of-field" under ESSA)	**	**	**	**	**	**	**	**
Unknown	**	**	**	**	**	**	**	**
Total Teaching Positions	**	**	**	**	**	**	**	**


** Data not available from the state at this time.

Note: The data in these tables is based on Full Time Equivalent (FTE) status. One FTE equals one staff member working full time; one FTE could also represent two staff members who each work 50 percent of full time. Additionally, an assignment is defined as a position that an educator is assigned to based on setting, subject, and grade level. An authorization is defined as the services that an educator is authorized to provide to students.

The data source is the California State Assignment Accountability System (CaSAAS) provided by the Commission on Teacher Credentialing. For information on the CaSAAS, visit the CALPADS web page at <https://www.cde.ca.gov/ds/sp/cl/calpadsupdfash201.asp>.

For more information on the definitions listed above, refer to the Updated Teacher Equity Definitions web page at <https://www.cde.ca.gov/pd/ee/teacherequitydefinitions.asp>.





Teachers Without Credentials and Misassignments (considered "ineffective" under ESSA)

This table displays the number of authorization/assignments of teachers as well as the total number of teachers without credentials and misassignments at the school level. For questions concerning the permits, waivers, and misassignment of teachers, visit the California Commission on Teacher Credentialing website at <https://www.ctc.ca.gov/>.

Teachers Without Credentials and Misassignments			Two-Year Data	
Authorization/Assignment	Sequoia CS		Sequoia ES	
	2020-21	2021-22	2020-21	2021-22
Permits and Waivers	0.0	**	0.0	**
Misassignments	0.0	**	0.0	**
Vacant Positions	0.0	**	0.0	**
Total Teachers Without Credentials and Misassignments	0.0	**	0.0	**

** Data not available from the state at this time.

Credentialed Teachers Assigned Out-of-Field (considered "out-of-field" under ESSA)

This table displays the number of teachers and the total out-of-field teachers at the school level.

For more information on the definitions listed above, refer to the California Commission on Teacher Credentialing's Administrator's Assignment Manual at <https://www.ctc.ca.gov/credentials/manuals>.

Credentialed Teachers Assigned Out-of-Field			Two-Year Data	
Indicator	Sequoia CS		Sequoia ES	
	2020-21	2021-22	2020-21	2021-22
Credentialed Teachers Authorized on a Permit or Waiver	0.0	**	0.0	**
Local Assignment Options	0.0	**	0.0	**
Total Out-of-Field Teachers	0.0	**	0.0	**

** Data not available from the state at this time.

Class Assignments

This table displays the number of teachers and the total out-of-field teachers at the school level.


Misassignment and vacant teacher position data should be available in the district's personnel office.

Class Assignments			Two-Year Data	
Indicator	Sequoia CS		Sequoia ES	
	2020-21	2021-22	2020-21	2021-22
Misassignments for English Learners (a percentage of all the classes with English learners taught by teachers that are misassigned)	0.0%	**	0.0%	**
No credential, permit or authorization to teach (a percentage of all the classes taught by teachers with no record of an authorization to teach)	0.0%	**	0.0%	**

** Data not available from the state at this time.

The data source is the California State Assignment Accountability System (CalSAAS) provided by the Commission on Teacher Credentialing. For information on the CalSAAS, visit the CALPADS web page at <https://www.cde.ca.gov/ds/sp/cl/calpadsup-dflash201.asp>.

For more information on the definitions listed above, refer to the Updated Teacher Equity Definitions web page at <https://www.cde.ca.gov/pd/ee/teacherequitydefinitions.asp>.



Academic Counselors and School Support Staff

This table displays information about academic counselors and support staff at the school and their full-time equivalent (FTE).

Ratio of Pupils to Academic Counselors and School Support Staff Data

2021-22 School Year

	Ratio
Pupils to Academic counselors	358:1
Support Staff	FTE
Counselor (academic, social/behavioral or career development)	0.50
Library media teacher (librarian)	1.00
Library media services staff (paraprofessional)	0.50
Psychologist	0.75
Social worker	0.50
Nurse	1.00
Speech/language/hearing specialist	0.75
Resource specialist (nonteaching)	1.00



Financial Data

The financial data displayed in this SARC is from the 2020-21 fiscal year. The most current fiscal information available provided by the state is always two years behind the current school year and one year behind most other data included in this report. For detailed information on school expenditures for all districts in California, see the California Department of Education (CDE) Current Expense of Education & Per-pupil Spending web page at www.cde.ca.gov/ds/fd/ec. For information on teacher salaries for all districts in California, see the CDE Certificated Salaries & Benefits web page at www.cde.ca.gov/ds/fd/cs. To look up expenditures and salaries for a specific school district, see the Ed-Data website at www.ed-data.org.

District Financial Data

This table displays district teacher and administrative salary information and compares the figures to the state averages for districts of the same type and size based on the salary schedule. Note: The district salary data does not include benefits.

Salary Data		2020-21 Fiscal Year
	Sequoia UESD	Similar Sized District
Beginning teacher salary	\$48,112	\$46,844
Midrange teacher salary	\$64,116	\$73,398
Highest teacher salary	\$93,364	\$93,345
Average elementary school principal salary	⊕	\$116,457
Average middle school principal salary	⊕	\$122,115
Superintendent salary	\$147,252	\$136,296
Teacher salaries: percentage of budget	27%	30%
Administrative salaries: percentage of budget	5%	6%

Financial Data Comparison

This table displays the school's per-pupil expenditures from unrestricted sources and the school's average teacher salary and compares it to the district and state data.


Financial Data Comparison		2020-21 Fiscal Year
	Expenditures Per Pupil From Unrestricted Sources	Annual Average Teacher Salary
Sequoia CS & ES	\$9,744	\$62,447
Sequoia UESD	\$9,744	\$62,447
California	\$6,594	\$74,053
School and district: percentage difference	+0.0%	+0.0%
School and California: percentage difference	+47.8%	-15.7%

⊕ The principal and superintendent are combined as one position.

School Financial Data

The following table displays the school's average teacher salary and a breakdown of the school's expenditures per pupil from unrestricted and restricted sources.

School Financial Data	
2020-21 Fiscal Year	
Total expenditures per pupil	\$12,654
Expenditures per pupil from restricted sources	\$2,910
Expenditures per pupil from unrestricted sources	\$9,744
Annual average teacher salary	\$62,447



Expenditures Per Pupil

Supplemental/restricted expenditures come from money whose use is controlled by law or by a donor. Money that is designated for specific purposes by the district or governing board is not considered restricted. Basic/unrestricted expenditures are from money whose use, except for general guidelines, is not controlled by law or by a donor.

Data for this year's SARC was provided by the California Department of Education and school and district offices. For additional information on California schools and districts and comparisons of the school to the district, the county and the state, please visit DataQuest at <http://dq.cde.ca.gov/dataquest>. DataQuest is an online resource that provides reports for accountability, test data, enrollment, graduates, dropouts, course enrollments, staffing and data regarding English learners. Per Education Code Section 35256, each school district shall make hard copies of its annually updated report card available, upon request, on or before February 1.

All data accurate as of January 2023.

School Accountability Report Card

PUBLISHED BY:

SIA School
Innovations
& Achievement
www.sia-us.com | 800.487.9234



SEQUOIA UNION | ELEMENTARY SCHOOL

7. OTHER ACTION ITEMS: 7.6 Approve the 2023 Sequoia Union Elementary School District and Sequoia Elementary Charter School Comprehensive School Safety Plan

SEQUOIA UNION CHARTER
ELEMENTARY SCHOOL
AND
THE
SEQUOIA UNION
ELEMENTARY SCHOOL
DISTRICT

COMPREHENSIVE SCHOOL
SAFETY
PLAN

MISSION STATEMENT

“We, the Sequoia Union Elementary School District, are committed to the development of students with high moral integrity, academic excellence, and self-worth in a safe and supportive environment.”



The Safe School Plan is developed by the Sequoia Union School Site Council which includes parents, staff, community members and the administration. The School Site Council and the School Board will continue to update the Safe School Plan on a yearly basis.

SAFE SCHOOL PLAN

Goal Statement

The goal of the Sequoia Union Charter Elementary School and the Sequoia Union Elementary School District is to provide all students with educational and personal opportunities in a positive and nurturing environment which will enable them to achieve current and future goals.

We strive to ensure that all students be accepted at their own social, emotional, and academic levels of development and to challenge all students to maximize their growth in these areas.

We work to devise teaching strategies and learning activities that systematically promote the further development of reading, writing, and math problem-solving skills.

We enhance classroom instruction through the use of a variety of instructional strategies with an emphasis on inter-active learning and the use of technology.

We provide all students with a supportive, nurturing environment which emphasizes self-esteem, encourages learning, enhances the appreciation of cultural diversity, and promotes moral and ethical standards as important criteria for decision-making and behavior.

PERSONAL CHARACTERISTICS OF STUDENTS AND STAFF

Social Service support systems are coordinated through the Superintendent-Principal and needed services to students who are struggling academically, socially or emotionally are provided through a grant with Tulare County Office of Education for Counseling services through two Licensed Marriage Family Therapist's (LMFT).

Curriculum and special programs are designed and modified to address issues relevant to identified student needs (e.g. struggling with making friends, social media, bullying, gangs, broken family structures).

School lunch and breakfast programs are available to all students with minimal intrusion on the family and no identified labeling of students receiving free or reduced priced meals.

Cultural integration efforts are incorporated in classroom activities and through teacher directed lessons.

The School's Physical Environment

The cooperation of nearby neighbors is excellent. Community members notify the school or the Sheriff's Department when anyone is observed loitering during the school day. The campus is used on a regular basis by the community, so there is a sense of ownership by all. As a result, vandalism is almost nonexistent.

Campus security is coordinated with local law enforcement agencies.

All school visitors are to report to the school office to sign in for a Visitor or Volunteer Badge. Any items being dropped off to students must be brought to the office. If a staff member sees a visitor on campus without a badge, they are to instruct them to go to the office to sign in.

The school has adequate fencing and appropriate protections against slipping in hallways and against falls from recreation equipment and landscape designs that prevent students from climbing to dangerous heights. Video surveillance cameras are positioned throughout the campus with a monitor in the Administration and Maintenance Director's offices, to view at all times. Sequoia Union school bus drivers have a radio and a cell phone in which to communicate with the office if necessary.

Sequoia Union uses an automated telephoning system to contact all parents regarding bus updates and any other information that needs to go out to all parents. Using this system, all parents can be contacted by phone in approximately fifteen minutes. The school also has a staff, teacher and parent group texting system in place through "Remind". The Superintendent-Principal can send out a text to notify all/any group of a crisis or any other event on campus.

The School's Social Environment

The Superintendent-Principal provides strong leadership, is readily available and highly visible on campus and in the community, and has a positive attitude in working with staff, students and parents. The Superintendent-Principal seeks and wants ideas and suggestions from the staff, students, parents and the community.

Sequoia Union's staff, students and parents actively participate in goal setting and are involved in the decision making process on important school issues.

Classroom environments enhance learning and positive interaction among students and staff. Classrooms are orderly. There is maximum use of instruction time.

Personal and social skill development, self-esteem, self-identity, goal setting and effective communication is incorporated in all subject area curriculum and lessons.

Parents are involved in decision making and policy formation; the home-school relationship is positive. Staff, students, parents and community members have a strong sense of school ownership. Parents and the community are encouraged to become involved (PTC, SSC, and other various parent committees).

Cultural Environment

The school's rules are realistic, practical, fair and consistently enforced. Behavioral expectations are clearly stated in the Student Handbook, at parent conferences, parent meetings and to the staff and students on a regular basis. The school models high moral standards, sends positive messages to students, and communicates high expectations of all students that they will excel academically and behave properly. Programs are in place to help foster both character, academic outcomes, respect for diversity, personal and social responsibility, effective interpersonal and communication skills, self-esteem, anger management and conflict resolution.

Learning and productivity are valued, and success is expected of everyone. Students and staff want and expect class time to be used efficiently and effectively.

Students and staff are concerned about what happens to each other, and accept responsibility for what happens at school. A working relationship exists between students and staff. Students feel comfortable going to staff members or administration with a concern or question. The administration has an open-door policy which encourages parents, students and staff to bring their questions and concerns forward.

The administration and the staff, work hard to make Sequoia Union a place in which everyone belongs and feels safe. The school maintains a policy where gang symbols, dress and activities are not tolerated. Sequoia Union's students, staff, and community members work together to reinforce positive feelings and behaviors.

Safety Precautions

Sequoia Union's School has procedures and drills in place for the following: Fire/Evacuation, Duck and Cover, and Lock Down (Intruder on Campus). Sequoia Union has procedures in place for the following: Bomb Threat, Missing Student, Shelter in Place, and Outbreak of disease or infection. The staff is trained on these drills/procedures annually as well as practiced school wide monthly or quarterly. Each of these procedures/drills are outlined in the schools Emergency Preparedness Plan, which is only distributed to staff for safety reasons. The Plan includes roles and responsibilities for staff members and students. For any emergency drill or procedure, adaptations for pupils with disabilities will take place. Those students will be tended to by classified staff or the Resource Teacher. The staff is aware of the classrooms and locations of those students. Also in the plan is a staff buddy system. In case a staff member is not available to tend to their students in an emergency situation, the buddy staff member would be responsible for tending to them. These plans are updated, approved by the School Site Council, school board and reviewed with staff annually.

The Administration evaluates suspension/expulsion data, behavior referrals, attendance rates and the Healthy Kids Survey data to assess the status of the school's crime committed. This information is reviewed by the Superintendent-Principal. To ensure a safe campus as well as a safe facility, the Superintendent-Principal and Maintenance Director completing the "Facility Inspection Tool", 30 days prior to the start of the school year. Students in grades 4-8th grade complete a "Healthy Choices Survey", annually. This survey asks the students questions ranging from their own personal level of physical activity, their sense of being safe to and from school as well as while on campus, their personal connectedness and comfort with the staff and questions

regarding bullying. Parents complete a school survey every other year indicating their concerns and questions.

Procedures for Complying with School Safety Laws

Child Abuse Reporting Procedures

All staff are aware of being a mandated reporter. They are trained annually of the steps to take to report any suspected abuse. If physical or emotional abuse is suspected, staff will consult with the Superintendent-Principal.

Procedures to Ensure a Safe and Orderly Learning Environment/School Discipline Plan

The disciplinary actions taken by the administration will be firm, consistent, and fair. Students who violate school rules and policies are subject to the discipline guidelines listed below. The seriousness of the offense and the conditions under which it occurred are factors to be considered.

Office Referrals

- Disturbing or disrupting a class repeatedly
- Open defiance of any school employee
- Fighting
- Using obscene language or gestures
- Mishandling school property
- Bullying
- Refusal to follow dress code
- Participating in any misbehavior which is detrimental to anyone's health, safety or right to learn undisturbed
- Theft

Suicide Prevention

The Sequoia Union Charter Elementary School and the Sequoia Union Elementary School District provide youth with prevention education, early identification and intervention, access to all local resources to promote health and prevent personal harm or injury, and respond to suicide. The District:

*Recognizes that physical, behavioral, and emotional health is an integral component of student's educational outcomes.

*Has an ethical responsibility to take a proactive approach in preventing deaths by suicide,

*Acknowledges the school's role in providing an environment which is sensitive to individual and societal factors that place youth at greater risk for suicide and one which helps to foster positive youth development.

**Staff will be trained annually with Youth Suicide: Awareness and Prevention Course

**Staff will report concern immediately to the Superintendent-Principal.

Bullying Prevention

The Sequoia Union Charter Elementary School and the Sequoia Union Elementary School District believe that all students have a right to a safe and healthy school environment. The district, school, and community have an obligation to promote mutual respect, tolerance, and acceptance.

The Sequoia Union Charter Elementary School and the Sequoia Union Elementary School District will not tolerate harassment of students or staff, such as bullying, including cyber bullying, intimidation, hazing or initiation activity, ridicule, extortion, or any other verbal, written, or physical conduct that causes or threatens to cause bodily harm or emotional suffering, in accordance with the bullying board policy section.

The Sequoia Union Charter Elementary School and the Sequoia Union Elementary School District expect students and/or staff to immediately report incidents of bullying to the Superintendent-Principal or designee. This policy applies to students on school grounds, while traveling to and from school or a school-sponsored activity, during the lunch period, whether on or off campus, and during a school-sponsored activity.

The Student Code of Conduct includes, but is not limited to:

Any student who engages in bullying may be subject to disciplinary action up to and including expulsion.

Students are expected to immediately report incidents of bullying to the Superintendent-Principal or designee.

Students can rely on staff to promptly investigate each complaint of bullying in a thorough and confidential manner.

If the complainant student or the parent of the student feels that appropriate resolution of the investigation or complaint has not been reached, the student or the parent of the student should contact the principal. The school system prohibits retaliatory behavior against any complainant or any participant in the complaint process.

CALIFORNIA EDUCATION CODE FOR STUDENT DISCIPLINE

Administrators and/or Head Teachers may suspend a student for any one incident. Education Code 48900 states that a pupil may be suspended if he/she has:

Students who display inappropriate behavior may be subject to suspension as outlined in the California State Education Code 48900 and 48915. A student may be suspended or expelled for acts which are related to school activity or attendance while on the school grounds, while going to or coming from school, during the lunch period whether on or off campus, and during or while going to or coming from a school sponsored activity.

EDUCATION CODE, SECTION 48900:

A student who has committed the following acts is subject to discipline by suspension or expulsion:

- (a)(1) Caused, attempted to cause, or threatened to cause physical injury to another person.
- (a)(2) Willfully used force or violence upon the person of another, except in self-defense.
- (b) Possessed, sold or otherwise furnished any firearm, knife, explosive, or other dangerous object unless, in the case of possession of any such object, the pupil had obtained written permission to possess the item from a certificated school employee, which is concurred in by the principal or the designee of the principal.
- (c) Unlawfully possessed, used, sold, or otherwise furnished, or been under the influence of, any controlled substance listed in Chapter 2 (commencing with Section 11053) of Division 10 of the Health and Safety Code, an alcoholic beverage, or an intoxicant of any kind.
- (d) Unlawfully offered, arranged, or negotiated to sell any controlled substance listed in Chapter 2 (commencing with Section 11053) of Division 10 of the Health and Safety Code, an alcoholic beverage, or an intoxicant of any kind, and then either sold, delivered, or otherwise furnished to

any person another liquid, substance, or material and represented the liquid, substance, or material as a controlled substance, alcoholic beverage, or intoxicant.

(e) Committed or attempted to commit robbery or extortion.

(f) Caused or attempted to cause damage to school property or private property.

(g) Stole or attempted to steal school property or private property.

(h) Possessed or used tobacco, or any products containing tobacco or nicotine products, including, but not limited to, cigarettes, cigars, miniature cigars, clove cigarettes, smokeless tobacco, snuff, chew packets, and betel. However, this section does not prohibit use or possession by a pupil of his or her own prescription products.

(i) Committed an obscene act or engaged in habitual profanity or vulgarity.

(j) Unlawfully possessed or unlawfully offered, arranged, or negotiated to sell any drug paraphernalia, as defined in Section 11014.5 of the Health and Safety Code.

(k) Disrupted school activities or otherwise willfully defied the valid authority of supervisors, teachers, administrators, school officials, or other school personnel engaged in the performance of their duties.

(l) Knowingly received stolen school property or private property.

(m) Possessed an imitation firearm. As used in this section, means a replica of a firearm that is so substantially similar in physical properties to an existing firearm as to lead a reasonable person to conclude that the replica is a firearm.

(n) Committed or attempted to commit a sexual assault as defined in Section 261.266c, 286, 288, 288a, or 289 of the Penal Code or committed a sexual battery as defined in Section 243.4 of the Penal Code.

(o) Harassed, threatened, or intimidated a pupil who is a complaining witness or witness in a school disciplinary proceeding for the purpose of either preventing that pupil from being a witness or retaliating against that pupil for being a witness, or both.

(p) Unlawfully offered, arranged to sell, negotiated to sell, or sold the prescription drug Soma.

(q) Engaged in, or attempted to engage in, hazing as defined in Section 32050.

(r) Engaged in an act of bullying, including, but not limited to, bullying committed by means of an electronic act, as defined in subdivisions (f) and (g) of Section 32261, directed specifically toward a pupil or school personnel.

(s) A pupil may not be suspended or expelled for any of the acts enumerated unless that act is related to school activity or school attendance occurring within a school under the jurisdiction of the superintendent or principal or occurring within any other school district. A pupil may be suspended or expelled for acts that are enumerated in this section and related to school activity or attendance that occur at any time, including, but not limited to, any of the following.

(1) While on school grounds.

(2) While going to or coming from school.

(3) During the lunch period whether on or off the campus.

(4) During, or while going to or coming from, a school sponsored activity.

(t) A pupil who aids or abets, as defined in Sec. 31 of the Penal Code, the infliction or attempted infliction of physical injury to another person may suffer suspension, but not expulsion, pursuant to the provisions of this section, except that a pupil who has been adjudged by a juvenile court to have committed, as an aider and abettor, a crime of physical violence in which the victim suffered great bodily injury or serious bodily injury shall be subject to discipline pursuant to subdivision (a).

EDUCATION CODE 48900.2: SEXUAL HARASSMENT:

In addition to the reasons specified in Section 48900, a pupil may be suspended from school or recommended for expulsion if the superintendent or the principal of the school in which the pupil is enrolled determines that the pupil has committed sexual harassment as defined in Section 212.5. For the purpose of this chapter, the conduct described in Section 212.5 must be considered by a reasonable person of the same gender as the victim to be sufficiently severe or pervasive to have a negative impact upon the individual's academic performance or to create an intimidating, hostile, or offensive education environment. This section shall not apply to pupils enrolled in kindergarten and grades 1 to 3, inclusive. (Add. Stats. 1992, Ch. 909).

EDUCATION CODE 48900.3: HATE VIOLENCE:

In addition to the reasons specified in Sections 48900 and 48900.2 a pupil in any of grades 4 to 12, inclusive, may be suspended from school or recommended for expulsion if the superintendent or the principal of the school in which the pupil is enrolled determines that the pupil has caused, attempted to cause, threatened to cause, or participated in an act of, hate violence.

EDUCATION CODE 48900.4: HARASSMENT, THREATS, OR INTIMIDATION:

In addition to the grounds specified in Sections 48900 and 48900.2, a pupil enrolled in any of grades 4 to 12, inclusive, may be suspended from school or recommended for expulsion if the superintendent or the principal of the school in which the pupil is enrolled determines that the pupil has intentionally engaged in harassment, threats, or intimidation, directed against school district personnel or pupils, that is sufficiently severe or pervasive to have the actual and reasonably expected effect of materially disrupting class-work, creating an intimidating or hostile educational environment. A pupil may not be suspended or expelled for any of the acts enumerated unless that act is related to school activity or school attendance occurring within a school under the jurisdiction of the superintendent or principal or occurring within any other school district. A pupil may be suspended or expelled for acts that are enumerated in this section and related to school activity or expelled for acts which are enumerated in this section and related to school activity or attendance that occur at any time, including, but not limited to, any of the following:

(1) While on school grounds.

(2) While going to or coming from school.

(3) During lunch period whether on or off the campus.

(4) During, or while going to or coming from, a school sponsored activity. It is the intent of the Legislature that alternatives to suspensions or expulsion be imposed against any pupil who is truant, tardy, or otherwise absent from school activities.

EDUCATION CODE 48900.5: REQUIRED OTHER MEANS OF CORRECTION/EXCEPTIONS:

"At the very minimum...students who are threatened with removal from school, depriving them of the fundamental right to a publicly financed education, are entitled to notice of the grounds for the removal and an opportunity to be heard." (Goss v. Lopez)

Suspension shall be imposed only when other means of correction fail to bring about proper conduct. However, a pupil, including an individual with exceptional needs as defined in Section 56026, may be suspended for any of the reasons enumerated in Section 48900 upon a first offense, if the principal or superintendent of schools determines that the pupil violated subdivision (a), (b), (c), (d), or (e) of Section 48900 or that the pupil's presence causes a danger to persons or property or threatens to disrupt the instructional process.

EDUCATION CODE 48900.6: DISCIPLINARY ACTION/COMMUNITY SERVICE:

Instead of disciplinary action prescribed by this article, the principal of a school, the principal's designee, or the superintendent of schools, or the governing board, may require a pupil to perform community service on school grounds during non-school hours. For the purposes of this section "community service" may include, but is not limited to, work performed on school grounds in the areas of outdoor beautification, campus betterment, and teacher or peer assistance programs. This section shall not apply to instance where suspension or expulsion is required by this article. (Add. Stats. 1995, Ch. 972).

EDUCATION CODE 48900.7: SUSPENSION OR EXPULSION FOR TERRORISTIC THREATS:

(a) In addition to the reasons specified in Sections 48900, 48900.2, 48900.3, and 48900.4, a pupil may be suspended from school or recommended for expulsion if the superintendent or the principal of the school in which the pupil is enrolled determines that the pupil has made terroristic threats against school officials or school property, or both.

(b) For the purposes of this section, "terroristic threat" shall include any statement, whether written or oral, by a person who willfully threatens to commit a crime which will result in death, great bodily injury to another person, or property damage in excess of one thousand dollars (\$1,000), with the specific intent that the statement is to be taken as a threat, even if there is no intent of actually carrying it out, which, on its face and under the circumstances in which it is made, is so unequivocal, unconditional, immediate, and specific as to convey to the person threatened, a gravity of purpose and an immediate prospect of execution of the threat, and thereby causes that person reasonably to be in sustained fear for his or her own safety or for his or her immediate family's safety, or for the protection of school district property, or the personal property of the person threatened or his or her immediate family. (Add. Stats. 1997, Ch. 405)

EDUCATION CODE 48900.8: SUSPENSION, EXPULSION, PARENT NOTIFICATION AND STATE DEPARTMENT OF EDUCATION REPORT:

For purposes of notification to parents, and for the reporting of expulsion or suspension offenses to the State Department of Education, each school district shall specifically identify, by offense committed, in all appropriate official records of a pupil each suspension or expulsion of that pupil for the commission of any of the offenses set forth in subdivisions (a) to (o), inclusive, of subdivision (a) of, or paragraphs (1) to (4), inclusive of subdivision (c) of, Section 48915. (Add Stats. 1997, Ch637).

EDUCATION CODE SECTION 48915:

(a) Mandatory Recommendations, Permissive Expulsions: Except as provided in subdivisions (c) and (e) the principal or the superintendent of schools shall recommend the expulsion of a pupil for any of the following acts committed at school or at a school activity off school grounds, unless the principal or superintendent finds that expulsion is inappropriate, due to the particular circumstance:

(1) Causing serious physical injury to another person, except in self-defense.

(2) Possession of any knife, explosive, or other dangerous object of no reasonable use to the pupil.

(3) Unlawful possession of any controlled substance listed in Chapter 2 (commencing with Section 1053) of Division 10 of the Health and Safety Code, except for the first offense for the possession of not more than one avoirdupois ounce of marijuana, other than concentrated cannabis. (For second offense, any amount, expulsion recommendation is mandatory. (AR 5131.6)

(4) Robbery or extortion.

(5) Assault or battery, as defined in Sections 240 and 242 of the Penal Code, upon any school employee.

(b) Dual finding required for 48915(a) and 48900(a), (b), (c), (d) and (e): Upon recommendation by the principal, superintendent of schools, or by a hearing officer or administrative panel appointed pursuant to subdivision (d) of Section 48918, the governing board may order a pupil expelled upon finding that the pupil committed an act listed in subdivision (a) or in subdivision (a), (b), (c), (d), or (e) of section 48900. A decision to expel shall be based on a finding of one or both of the following:

(1) Other means of correction are not feasible or have repeatedly failed to bring about proper conduct.

(2) Due to the nature of the act, the presence of the pupil causes a continuing danger to the physical safety of the pupil or others.

(c) Mandatory Expulsions (one year from date of expulsion): Principal or superintendent of schools shall immediately suspend, pursuant to Section 48911, and shall recommend expulsion of a pupil that he or she determines has committed any of the following acts at school or at a school activity off school grounds:

(1) Possessing, selling, or otherwise furnishing a firearm. This subdivision does not apply to an act of possessing a fire arm if the pupil had obtained prior written permission to possess the firearm from a certificated school employee, which is concurred in by the principal or the designee of the principal. This subdivision applies to an act of possessing a firearm only if the possession is verified by an employee of a school district.

(2) Brandishing a knife at another person. As used in this section, "knife" means any dirk, dagger, or other weapon with a fixed, sharpened blade fitted primarily for stabbing, a weapon with a blade longer than 3 ½ inches, a folding knife with a blade (any size) that locks into place, or a razor with an unguarded blade.

(3) Unlawfully selling a controlled substance listed in Chapter 2 (commencing with Section 11053) of Division 10 of the Health and Safety Code. (any amount)

(4) Committing or attempting to commit a sexual assault as defined in subdivision (n) of Section 48900 or committing a sexual battery as defined in subdivision (n) of Section 48900.

(5) Possession of an explosive.

****Staff are notified of students who have been suspended or expelled and a plan is put into place to assist the student to overcome the incident. Administration also communicates with the staff, of students enrolling into Sequoia Union who have a record of prior suspensions or who have been expelled from their prior school. The goal at Sequoia Union is to provide the students with a chance to overcome their obstacles and be given an opportunity to make a positive change.**

Dress Code

DRESS CODE (BP 5132)

The Governing Board believes that appropriate dress and grooming contribute to a productive learning environment. It is the desire of the Board of Education, School Staff, Parents and Community to maintain the very highest standards for dress and attitudes possible. The School Board expects students to give proper attention to personal cleanliness and to wear clothing that is suitable for the school activities in which they participate. Students' clothing must not present a health or safety hazard or be a distraction which would interfere with the educational process. (cf.4119.22-Dress and Grooming);(cf.5145.2 Freedom of Speech/Expression: Publications Code)

All students shall wear clothing that is clean and which provides modesty for the wearer. We want to encourage parents and students to take responsibility to come to school in clothing that is comfortable, age appropriate, and promotes self-confidence.

All K-8 Students shall abide by the following:

- 1) Maintain clean, combed hair and well-groomed body. Refer to diagram for lengths of clothing and coverage
- 2) Shoes are to be worn at all times for safety reasons. Open-toed sandals are discouraged, but are acceptable only if they are fashioned in such a way as to remain securely on the foot. All footwear must have a strap around the back of the foot. Have appropriate footwear for Physical Education.
- 3) *Anything* (clothing, jewelry, or headgear) which advertises or shows a picture, product, or phrase that is illegal, dangerous, promotes gangs, or creates a dangerous situation is unacceptable; such as: alcoholic beverages, drugs, or drug paraphernalia or sexual innuendo.
- 4) Jeans can have holes in knees or below (*No holes above knees.*)
- 5) Leggings or Jeggings can be worn, but should be covered in a manner to maintain modesty.
- 6) Clothing should be worn in a manner to ensure that no undergarments are exposed at any time.
- 7) Piercings should be kept hygienic, and follow the guidelines of rule #3.
- 8) Hats, caps and other types of head coverings **will NOT** be worn inside buildings (by male or female)

Dress Code Enforcement:

School personnel will determine if a student's attire and appearance are appropriate. The main theme of this policy is good taste and neatness. Exceptions may be provided for religious practice or during special event activities as designated by the Principal. Any violations will be handled by a referral to the school administration for appropriate action. Final determination of dress code violation will be made by administration. Parents will be notified of any action taken.

First Violation:

Telephone call to Parent/Guardian, student will be required to remain in office until a change of clothing is provided.

Second Violation:

Telephone call to Parent/Guardian, student will be required to remain in office until a change of clothing is provided. Telephone call to Parent/Guardian, student will be required to remain in office until a change of clothing is provided.

Third and subsequent Violations:

Parent/Guardian will be required to meet with administration, student will be required to remain in office until a change of clothing is provided. Based upon the outcome of that meeting the student may face In School Suspension or Home Suspension.

Third and subsequent Violations:

Safe Ingress/Egress Procedures

Students, Staff, visitors and volunteers Arriving to Campus

All buses drop off the students in one location. Students who are on campus prior to 7:50 a.m. will be Supervised in the Gym, which opens at 7:45 a.m. Teachers arrive by 7:50 am with classified staff reporting at the time indicated on their schedule.

All visitors or volunteers must report directly to the Main Office and sign in and get a visitor badge if coming onto campus outside of the Main Office.

Bus Rules

Riding the bus is a privilege, not a right. Proper behavior is expected from all students when they are on the bus and when they are waiting for the bus at school and at neighborhood stops. Students are to remain seated and facing forward at all times. Students may not eat, drink, or chew gum on the bus. Arms, legs or head, should not be extended from the windows. All writing utensils must remain in the student's backpack. No animals are allowed on the bus. Students who don't follow the rules will be issued citations by the bus drivers or office personnel, and may lose their privilege to ride the bus.

Special Notations to Parents

The following sections are presented in order for the parents of Sequoia Union School to acquire an understanding of some California laws that pertain to school-aged children.

Electronic Signaling Devices/Posers

Education Code section 48901.5 states that no school shall permit possession of, or use of, any electronic signaling device that operates through the transmission or receipt of radio waves, including, but not limited to, paging and signaling equipment, without prior consent of the Administration. This pertains to students while on the school campus, while attending school sponsored activities, or while under the supervision and control of school district employees. No pupil shall be prohibited from possessing an electronic signaling device that is prescribed by a licensed physician or surgeon for health reasons.

Abuse of School Personnel

Education Code section 44811 states that every parent or guardian or other person whose conduct in a place where a school employee is required to be in the course of his/her duties materially disrupts class work or extracurricular activities, or involves substantial disorder, is guilty of a misdemeanor.

Loitering

Penal Code 653g states that every person who loiters about any school or public place at or near where children attend or normally congregate, or who reenters or comes upon such a school or place within 72 hours after being asked to leave by the administration is a vagrant and will be guilty of a misdemeanor.

COMMUNICATION WITH PARENTS

At the beginning of each academic year, parents should be advised of the school's emergency plan, which is located in the office. The school's automated phone system will notify parents along with radio stations, School Website, TV channels will carry emergency information, messages regarding school closure or early dismissal, and other related information as well as a text message from the school, through "School Messenger" and social media sites (Facebook, Instagram and Twitter).

Parents should be asked not to jam the telephone lines or drive to school to pick up children at a time of crisis. Parental awareness of school emergency plans should encourage family and home preparedness. A committee of informed parents might be asked to review the school's safety plan. A PTC and School Site Council meeting at the beginning of the school year might be devoted to this topic.

Date

Dear Parents:

We want you to know that Sequoia Union Elementary School District has plans and preparations for major emergency situations. We believe that the reactions of people in emergencies depend largely upon their training. Our school staff has been trained for a variety of emergencies, and we hold drills regularly to make certain that the students understand emergency procedures.

Please convince your children that they are as safe at school as they are at home in a serious emergency. School buildings have been designed with safety in mind, and inspections are made regularly to remove possible hazards. There are personnel trained in first aid. Our primary concern, in the event of emergency, is the safety and welfare of the students.

Your children should be instructed to obey the directions of their teachers and of the bus driver on the way to and from school, if they ride the bus. If walking or riding bicycles to and from school, they should be told to continue toward their destination (either to or from school) when an emergency arises.

In an emergency, we ask your cooperation in doing the following:

- PLEASE **do not** telephone the school. Telephone lines will be needed for emergency communications.
- PLEASE **do not** drive to school. Streets should be kept clear and open for emergency vehicles.
- PLEASE **DO** turn your radio on to AM 580 and local TV station channel 18.
- Look for a text message from the school (if you have signed up for the “Remind” group). Also follow Sequoia Union on our Facebook account.
- Keep your phone number updated at the school in order to receive the Automated System phone calls.

Information and instructions for getting together with your children or picking them up will be broadcast on the radio during or after an emergency. In conjunction with the Office of Emergency Service, we urge every family to make home emergency plans and preparations. Some suggestions are enclosed for your consideration.

If you have any questions about our emergency-preparedness program, please contact our school.

Sincerely,

Ken Horn
Superintendent-Principal

Fecha:

Estimade Padres:

Queremos que sepan que las escuelas de Sequoia Unión distrito tienen planes y preparaciones para situaciones de mayor emergencia. Nosotros creemos que las reacciones de las personas en emergencias depende en sus entranamiento. Los profesores de las escuelas están entrenados para emergencias y ejercicios se hacen regularmente para estar seguro de que los estudiantes sepan casos de emergencias.

Por favor convence a sus hijos de que están seguros en la escuela tanto como en su casa, en un caso de emergencia. Las escuelas han sido diseñado para la seguridad de sus hinjos y inspecciones son hechos regularmente pare remover cualquier objeto de peligro. En la escuela hay una enfermera y otros que están entrenados en primeros auxilios. La seguridad y salud de los estudiantes es el primer interés en una emergencia.

Sus hijos deben de obedecer las instrucciones de los profesores y las direcciones de ci conductor del autobús en la ida o vuelta de la escuela. Si están andando o montando bicicletas deben de seguir hasta de destinación, cuando hay una emergencia.

Su cooperación es apreciado en cualquier emergencia:

- * Por favor no telefonea la escuela, las lines de los teléfonos serán necesitados para comunicaciones do emergencia.

- * Por favor no conduzca hasta la escuela. Las calles deben de estar abiertas para vehículos de emergencia.

- * Encienda su radio a las estaciones local. La información e instrucciones para recoger a los estudiantes durante o después da una emergencia será dado per la radio.

En conjunción con la oficina de servicios de emergencia nosotros deseamos que cada familia haga planes y preparaciones de emergencia en su casa Algunas sugestiones están aj unto para su consideración.

Si usted tiene algunas preguntas sobre nuestro plan de emergencia, por favor póngase en contacto con el director de la escuela de su hijo.

Sinceramente,

Ken Horn
Superintendente

IN-HOUSE EMERGENCY PREPARATION

Each family should have a disaster plan in case of an emergency. Each member in the family should practice this plan. Having a disaster plan can prevent or decrease the crisis of a disaster. In addition, it can help you survive.

Materials that should be accessible:

- Fire Extinguisher —(2A1 OBC) for the kitchen and garage,
- Flashlight and new batteries,
- First Aid Kit,
- Sharp knife, pipe wrench, nippers, screw driver in case of an emergency,
- Matches,
- Emergency phone number list,
- Shut down the gas, electricity and water in case of a broken pipe or a gas leak,
- Have plenty of water, water bottles, water tanks etc,
- Have a place to meet in case the family becomes separated during a disaster.

Fire Prevention:

Don't put any trash or inflammable materials near the heater or boiler and check your pantry regularly.

Use baking soda or the lid of a pan to extinguish the fire from a stove.

If your clothes are on fire, don't run. Drop to the floor and roll to extinguish the fire, or wrap yourself with a woolen blanket or a coat.

PREPARACIONES DE EMERGENCIA PARA SU HOGAR

Cada familia debe de hacer planes y preparaciones para un desastre que puede ocurrir en cualquier momento. Cada miembro de la familia debe practicar estos planes. Preparaciones y planes pueden prevenir u una crisis menos en convertirse en mayor o puede ayudar a sobrevivir en un desastre.

Material que hay que tener accesible:

- * Extinguidor de fuegos- (2A1OBC) para la concina y garaje.
- * Limeta y baterías nuevas.
- * Equipo de primeros auxilios.
- * Cuchillo afilado, ave inglesa, alicates, destornillador, en caso de emergencia.
- * Cerillos impermeables.

Tener cerca del telefono:

- * Lista de números de emergencia.
- * Apagar el gas, electricidad y el agua en caso de que se hayan roto las líneas o haya algún escape.
- * Tener agua almacenada en botellas, tanques de agua etc.

Tener sitio para reunirse:

- * Tener sitio donde reunirse en caso de que se halla separado la familia durante u n desastre.

Fuego

Prevention:

No tener basura o materiales inflamables cerca de la calefacción o calentador de agua y comprobar el almacén regularmente.

Usar bicarbonato de sosa o ya tapadera de una olla para apagar fuegos de estufas.

Si su ropa esta ardiendo, no corra. Tumbese en el suelo y de bucatas para apagarlo o enviciase en una manta o abrigo.

Earthquake

Preparation:

Check your home for heavy objects on high places. Bookshelves should be attached to the wall.

During an earthquake: Kneel down and cover your head preferably under a sturdy table or bed, etc. preferably in a hallway or an interior wall. Always stay away from windows or any crystal objects. Don't run outdoors or go into a building. If you are outdoors, maintain yourself as far away from tall buildings, tall trees, electrical wires and windows, as possible.

After the earthquake: If the building is damaged evacuate with precaution.

Flood: Evacuate the area. Do not play near or in rapid moving waters, sewers or rivers. Water currents that reach as high as the knees can easily knock down a person. Alert and prevent children from playing in contaminated waters. Don't try to cross rapid waters by foot or by car.

Gusty Winds: Take refuge by interior walls.

Chemical spills; venoms and contaminations please evacuate the danger areas.

These suggestions aren't in no way complete. Please check with your local library.

Read and familiarize yourself with all the materials on survivorship and first aid in the phone book.

Terremoto

Preparación:

Revisar la casa para objetos pesado en sitios altos, Armarios de libros deben de estar anclados a la pared.

Temblor:

Preparación:

Revise su casa de objetos pesados en partes altas en los armarios, almarios deben ser anclados a la pared.

Durante un temblor: Agáchese y cubra su cabeza, preferiblemente debajo de una fuerte mesa, cama etc. Dj preferencia en un pasillo, o en la esquina cerca de una pared fuerte interior. Siempre fuera del alcance de objetos de vidrio. No corra hacia afuera o dentro de un edificio. Si se encuentra afuera aléjese de estructuras alta, arboles grandes, alambres de electiva, y ventanas.

Después del temblor: Si el edificio esta dañado evacue con precaución.

Inundación: Evacuar ci área en peligro. No juegue cerca o en las corrientes de agua, canales de drenaje, o en arroyos. Corrientes de agua que rieguen la rodilla, pueden derribar fácilmente a una persona. Poner sobre aviso y prevenir que los niños jueguen en aguas que puedan estar contaminadas.

No intente cruzar corrientes de agua a pie o en carro.

Ventarrón

Tome refugio junto a la pared interior, en la planta baja y fuera del alcance de objetos de vidrio.

Derrames químicos, venenosos, y contaminación evacuar el área en peligro caminando transversalmente para impedir los gases.

Estas sugerencias de ninguna manera son completas. Para mayor información, consulte su biblioteca.

Lea y familiarizase con ci material en supervivencia y primeros auxilios en ci directorio telefónica.



SEQUOIA UNION | ELEMENTARY SCHOOL

7. OTHER ACTION ITEMS: 7.7 Approve the Filing of a Petition to Tulare County Office of Education Superintendent of Schools to expand the Sequoia Union Elementary School District Boundary to include all of Mehrten Valley



SEQUOIA UNION | ELEMENTARY SCHOOL

7. OTHER ACTION ITEMS: 7.8 Approve the A.B. 361 “State of Emergency” Teleconferencing Provisions for the Brown Act

AB 361 Creates Exemptions to Brown Act Virtual Meeting Requirements During a State of Emergency

September 22, 2021
Number 26

Written by:

Anne L. Collins
Partner
Sacramento

Ryan P. Tung
Partner
Los Angeles

Stephanie E. Darand
Law Clerk
Walnut Creek

On September 15, 2021, the Governor signed Assembly Bill (AB) 361, amending the Ralph M. Brown Act to allow local agencies to continue conducting public meetings remotely during a state of emergency, so long as certain requirements are met. As explained in more detail below, public agencies who wish to conduct meetings remotely on or after October 1, 2021, must make specific findings, every thirty days, and ensure conditions related to public participation are satisfied.

Background

Generally, if a local agency elects to use teleconferencing for a public meeting, the Brown Act requires: (1) a quorum of the legislative body to participate from within the boundaries of the agency's jurisdiction, (2) the public agency to post notice of each teleconference location, and (3) the public be allowed to address the legislative body from each teleconference location.

Beginning in March 2020, Governor Newsom issued Executive Orders (Prior Orders) relaxing these Brown Act provisions, allowing public agencies greater flexibility in holding remote meetings during the COVID-19 pandemic. The Prior Orders, suspending the Brown Act teleconferencing requirements and confirming the use of internet-based service options for holding public meetings, were set to expire on September 30, 2021. In light of this looming deadline, AB 361 was passed and amends the Brown Act to allow public agencies to continue conducting remote meetings during a state of emergency without the need to comply with all of the teleconferencing requirements. While AB 361 was an urgency measure, effective upon the Governor's signature, the Governor also signed a new Executive Order, clarifying that most of the requirements of AB 361 become effective October 1, 2021.

Although the Governor waived the applicability of AB 361 until October 1, 2021, local agencies retain the option of meeting before October 1 to make the required findings under AB 361 in order to hold future meetings remotely. If a local agency does not do so, it will have to have a separate meeting in October to make the necessary findings before any regular or special meetings otherwise scheduled for October can be held remotely.

Applicability of AB 361

Under the urgency legislation, a local agency may utilize the more “relaxed” Brown Act teleconferencing requirements in any of the following circumstances:

1. There is a proclaimed state of emergency, and state or local officials have imposed or recommended measures to promote social distancing; or
2. There is a proclaimed state of emergency, and the local agency’s meeting is for the purpose of determining, by majority vote, whether as a result of the emergency, meeting in person would present imminent risks to the health or safety of attendees; or
3. There is a proclaimed state of emergency, and the local agency has determined, by majority vote, that as a result of the emergency meeting in person would present an imminent risk to the health or safety of attendees.

AB 361 defines a “state of emergency” as a state of emergency proclaimed pursuant to Section 8625 of the California Emergency Services Act. Importantly, this includes the current state of emergency proclaimed by the Governor due to the COVID-19 Pandemic.

To continue to rely on the relaxed teleconferencing provisions, the local agency must reconsider the circumstances of the state of emergency and make the following findings by majority vote, **every 30 days**:

- The state of emergency continues to directly impact the ability of the members to meet safely in person; or
- State or local officials continue to impose or recommend measures to promote social distancing.

Virtual Meeting Requirements Under AB 361

For all remote meetings held under AB 361, local agencies are required to meet the following public participation and notice requirements (note that some of these requirements differ from what had been in place under the Prior Orders):

- Meeting agendas and notices must describe how members of the public may access the meeting and offer public comment, and identify and include an opportunity for all persons to attend via a call-in option or an internet-based service option;
- The public must have the opportunity to address the legislative body and comment in real time. The local agencies may still allow for the public to submit comments in advance of the meeting, but the local agency must also provide an option for the public to comment in real time;
- If a timed public comment period is provided on an agenda, whether on a specific agenda item or in general, registration and the public comment period cannot close until the time has elapsed. If public comment is taken separately on each agenda item, the legislative body must allow a reasonable amount of time per item to allow members of the public the opportunity to provide public comment, register, or otherwise be recognized for the purpose of providing public comment;

- Local agencies are permitted to use platforms which, incidental to their use and deployment, may require users to register for an account with that platform so long as the platform is not under the control of the local agency;
- If there is a disruption in the broadcast of a public meeting using the call-in option or the internet-based option, or there is a disruption within the agency's control which prevents members of the public from offering comments, the agency must not take any action on items appearing on the agenda until full access is restored.

Meeting agendas are not required to be posted at all teleconference locations, and local agencies are not required to make each teleconference location accessible to the public, provided that members of the public are afforded the opportunity to provide public comment remotely.

Takeaways

AB 361 creates statutory exemptions to the Brown Act that extend flexibility for remote public meetings during proclaimed emergencies, through January 1, 2024. For state and local agencies that are subject to the Bagley-Keene Open Meeting Act and the Gloria Romero Open Meetings Act, AB 361 establishes similarly relaxed guidance for virtual public meetings, until January 31, 2022. State and local agencies must give the public notice and an opportunity to comment and participate at meetings in real time, even using remote means, and they must comply with certain prerequisites in order to rely on the remote meeting provisions, including reconsideration of the circumstances and need for remote meetings every 30 days. While this new law relaxes certain remote meeting requirements relating to member participation, agendas, and public accessibility at remote locations, the underlying aim of the Brown Act—to ensure meetings of local agencies be open and public—remains.

If you have any questions about AB 361 or about Brown Act or board governance issues in general, please contact the author of this Client News Brief or an attorney at one of our [eight offices](#) located statewide. You can also subscribe to our [podcasts](#), follow us on [Facebook](#), [Twitter](#) and [LinkedIn](#) or download our [mobile app](#).

As the information contained herein is necessarily general, its application to a particular set of facts and circumstances may vary. For this reason, this News Brief does not constitute legal advice. We recommend that you consult with your counsel prior to acting on the information contained herein.



SEQUOIA UNION | **ELEMENTARY SCHOOL**

7. OTHER ACTION ITEMS: 7.9 Approve the Interdistrict Transfers OUT

Interdistrict **OUT**
For Board Approval
2022-2023 School Year

Month: February

Home District Sequoia Union

Student Name	Grade	District of Choice	Continuing/New
Axel Mann	K	Exeter USD/Rocky Hill	New: Shared custody/Father lives EUSD
CammeY Lugo-Depew	8 th Grade	Exeter/Wilson Middle	New: Moved here has no friends here



SEQUOIA UNION | ELEMENTARY SCHOOL

7. OTHER ACTION ITEMS: 7.10 Proposed Revisions to Board Policy and Administrative Regulation 5141.21- Administering Medication and Monitoring Health Conditions.

ADMINISTERING MEDICATION AND MONITORING HEALTH CONDITIONS

The Board of Trustees believes that regular school attendance is critical to student learning and that students who need to take medication prescribed or ordered for them by their authorized health care providers should have an opportunity to participate in the educational program.

(cf. 5113 - Absences and Excuses)

(cf. 5113.1 - Chronic Absence and Truancy)

Any medication prescribed for a student with a disability who is qualified to receive services under the Individuals with Disabilities Education Act or Section 504 of the Rehabilitation Act of 1973 shall be administered in accordance with the student's individualized education program or Section 504 services plan as applicable.

(cf. 6159 - Individualized Education Program)

(cf. 6164.6 - Identification and Education Under Section 504)

For the administration of medication to other students during school or school-related activities, the Superintendent/Principal or designee shall develop protocols which shall include options for allowing a parent/guardian to administer medication to his/her child at school, designate other individuals to do so on his/her behalf, and, with the child's authorized health care provider's approval, request the district's permission for his/her child to self-administer a medication or self-monitor and/or self-test for a medical condition. Such processes shall be implemented in a manner that preserves campus security, minimizes instructional interruptions, and promotes student safety and privacy.

(cf 1250 - Visitors/Outsiders)

(cf. 5141 - Health Care and Emergencies)

(cf 5141.22 - Infectious Diseases)

(cf 5141.23 - Asthma Management)

(cf 5141.27 - Food Allergies/Special Dietary Needs)

(cf 6116 - Classroom Interruptions)

In addition, the Superintendent/Principal or designee shall collaborate with city and county emergency responders, including local public health administrators, to design procedures or measures for addressing an emergency such as a public disaster or epidemic.

(cf 3516 - Emergencies and Disaster Preparedness Plan)

[The Board authorizes the Superintendent or designee to make naloxone hydrochloride or another opioid antagonist available for emergency medical aid to any person suffering, or reasonably believed to be suffering, from an opioid overdose. \(Education Code 49414.3\)](#)

Administration of Medication by School Personnel

Any medication prescribed by an authorized health care provider, including, but not limited to, emergency antiseizure medication for a student who suffers epileptic seizures, auto-injectable epinephrine, insulin, or glucagon, may be administered by the school nurse or other designated school personnel only when the Superintendent/Principal or designee has received written statements from both the student's parent/guardian and authorized health care provider. (Education Code 49414.7, 49423; 5 CCR 600) When medically unlicensed school personnel are authorized by law to administer any medication to students, such as emergency antiseizure

medication, auto-injectable epinephrine, insulin, or glucagon, the Superintendent/Principal or designee shall ensure that school personnel designated to administer any medication receive appropriate training and, as necessary, retraining from qualified medical personnel before any medication is administered. At a minimum, the training shall cover how and when such medication should be administered, the recognition of symptoms and treatment, emergency follow-up procedures, and the proper documentation and storage of medication. Such trained, unlicensed designated school personnel shall be supervised by, and provided with immediate communication access to, a school nurse, physician, or other appropriate individual. (Education Code 49414, 49414.5, 49414.7, 49423, 49423.1)

The Superintendent/Principal or designee shall maintain documentation of the training and ongoing supervision, as well as annual written verification of competency of other designated school personnel.

(cf. 4131 - Staff Development) (cf. 4231 - Staff Development) (cf. 4331 - Staff Development)

School nurses and other designated school personnel shall administer medications to students in accordance with law, Board policy, and administrative regulation and shall be afforded appropriate liability protection.

(cf. 3530 - Risk Management/Insurance)

(cf. 4119.42/4219.42/4319.42 - Exposure Control Plan for Bloodborne Pathogens)

(cf. 4119.43/4219.43/4319.43 - Universal Precautions)

Legal Reference:

EDUCATION CODE

48980 Notification at beginning of term

49407 Liability for treatment

49408 Emergency information

49414 Emergency epinephrine auto-injectors

49414.5 Providing school personnel with voluntary emergency training

49414.7 Emergency medical assistance: administration of epilepsy medication

49422-49427 Employment of medical personnel, especially:

49423 Administration of prescribed medication for student

49423.1 Inhaled asthma medication

49480 Continuing medication regimen; notice

BUSINESS AND PROFESSIONS CODE

2700-2837 Nursing, especially:

2726 Authority not conferred

2727 Exceptions in general

3501 Definitions

CODE OF REGULATIONS, TITLE 5

600-611 Administering medication to students

620-627 Administration of emergency antiseizure medication by trained volunteer nonmedical school personnel

UNITED STATES CODE, TITLE 20

1232g Family Educational Rights and Privacy Act of 1974

1400-1482 Individuals with Disabilities Education Act

UNITED STATES CODE, TITLE 29

794 Rehabilitation Act of 1973, Section 504

COURT DECISIONS

American Nurses Association v. Torlakson, (2013) 57 Cal.App.4th 570

Management Resources:

CSBA PUBLICATIONS

Pandemic Influenza, Fact Sheet, September 2007

AMERICAN DIABETES ASSOCIATION PUBLICATIONS

Glucagon Training Standards for School Personnel: Providing Emergency Medical Assistance to

Pupils with Diabetes, May 2006

CALIFORNIA DEPARTMENT OF EDUCATION PUBLICATIONS

Legal Advisory . on Rights of Students with Diabetes in California's K-12 Public Schools, August 2007

Training Standards for the Administration of Epinephrine Auto-Injectors, December 2004

NATIONAL DIABETES EDUCATION PROGRAM PUBLICATIONS

Helping the Student with Diabetes Succeed: A Guide for School Personnel, June 2003

WEB SITES

CSBA: <http://www.csba.org>

American Diabetes Association: <http://www.diabetes.org>

California Department of Education, Health Services and School Nursing:

<http://www.cde.ca.gov/ls/hellin>

National Diabetes Education Program: <http://www.ndep.nih.gov>

U.S. Department of Health and Human Services, National Institutes of Health, Blood Institute, asthma information: <http://www.nhlbi.nih.gov/health/public/lung/index.htm#asthma>

Policy SEQUOIA UNION ELEMENTARY SCHOOL DISTRICT

adopted: ~~(6/15)~~ _____, 2023

Lemon Cove, California

ADMINISTERING MEDICATION AND MONITORING HEALTH CONDITIONS**Definitions**

Authorized health care provider means an individual who is licensed by the State of California to prescribe or order medication, including, but not limited to, a physician or physician assistant. (Education Code 49423; 5 CCR 601)

Other designated school personnel means any individual employed by the district, including a nonmedical school employee, who has volunteered or consented to administer the medication or otherwise assist the student and who may legally administer the medication to the student or assist the student in the administration of the medication. (5 CCR 601, 621)

Medication may include not only a substance dispensed in the United States by prescription, but also a substance that does not require a prescription, such as over-the-counter remedies, nutritional supplements, and herbal remedies. (5 CCR 601)

Emergency medical assistance for a student suffering an epileptic seizure means the administration of an emergency antiseizure medication such as diazepam rectal gel and other emergency medications approved by the federal Food and Drug Administration for patients suffering from epileptic seizures. (Education Code 49414.7; 5 CCR 621)

Epinephrine auto-injector means a disposable drug delivery system with a spring-activated needle that is designed for emergency administration of epinephrine to provide rapid, convenient first aid for persons suffering a potentially fatal reaction to anaphylaxis. (Education Code 49414)

Anaphylaxis means a potentially life-threatening hypersensitivity to a substance, which may result from an insect sting, food allergy, drug reaction, exercise, or other cause. Symptoms may include shortness of breath, wheezing, difficulty breathing, difficulty talking or swallowing, hives, itching, swelling, shock, or asthma. (Education Code 49414)

(cf. 5141.23 - Asthma Management)

(cf. 5141.27 - Food Allergies/Special Dietary Needs)

Authorizing physician and surgeon may include, but is not limited to, a physician and surgeon employed by, or contracting with, a local educational agency, a medical director of the local health department, or a local emergency medical services director. (Education Code 49414.3)

Qualified supervisor of health may include, but is not limited to, a school nurse. (Education Code 49414.3)

Volunteer or trained personnel means an employee who has volunteered to administer an opioid antagonist to a person if the person is suffering, or reasonably believed to be suffering, from an opioid overdose, has been designated by a school, and has received appropriate training. (Education Code 49414.3)

Notifications to Parents/Guardians

At the beginning of each school year, the Superintendent/Principal or designee shall notify parents/guardians of the options available to students who need to take prescribed medication

during the school day and the rights and responsibilities of parents/guardians regarding those options. (Education Code 49480)

(cf. 5145.6 - Parental Notifications)

In addition, the Superintendent/Principal or designee shall inform the parents/guardians of any student on a continuing medication regimen for a nonepisodic condition of the following requirements: (Education Code 49480)

1. The parent/guardian is required to inform the school nurse or other designated employee of the medication being taken, the current dosage, and the name of the supervising physician.
2. With the parent/guardian's consent, the school nurse or other designated employee may communicate with the student's physician regarding the medication and its effects and may counsel school personnel regarding the possible effects of the medication on the student's physical, intellectual, and social behavior, as well as possible behavioral signs and symptoms of adverse side effects, omission, or overdose.

Parent/Guardian Responsibilities

The responsibilities of the parent/guardian of any student who may need medication during the school day shall include, but are not limited to:

1. Each school year, providing parent/guardian and authorized health care provider written statements as described in the sections "Parent/Guardian Statement" and "Health Care Provider Statement" below. In addition, the parent/guardian shall provide a new authorized health care provider's statement if the medication, dosage, frequency of administration, or reason for administration changes. (Education Code 49414.5, 49414.7, 49423, 49423.1; 5 CCR 600, 626)
2. If the student is on a continuing medication regimen for a nonepisodic condition, informing the school nurse or other designated certificated employee of the medication being taken, the current dosage, and the name of the supervising physician and updating the information when needed. --(Education Code 49480)
3. If the student suffers from epilepsy, notifying the Superintendent/Principal or designee whenever the student has had an emergency antiseizure medication administered to him/her within the past four hours on a school day. (Education Code 49414.7)
4. Providing medications in properly labeled, original containers along with the authorized health care provider's instructions. For prescribed or ordered medication, the container also shall bear the name and telephone number of the pharmacy, the student's identification, and the name and phone number of the authorized health care provider. (5 CCR 606)

Parent/Guardian Statement

When district employees are to administer medication to a student, the parent/guardian's written statement shall:

1. Identify the student

2. Grant permission for an authorized district representative to communicate directly with the student's authorized health care provider and pharmacist, as may be necessary, regarding the health care provider's written statement or any other questions that may arise with regard to the medication
3. Contain an acknowledgment that the parent/guardian understands how district employees will administer the medication or otherwise assist the student in its administration
4. Contain an acknowledgment that the parent/guardian understands his/her responsibilities to enable district employees to administer or otherwise assist the student in the administration of medication, including, but not limited to, the parent/guardian's responsibility to provide a written statement from the authorized health care provider, to ensure that the medication is delivered to the school in a proper container by an individual legally authorized to be in possession of the medication, and to provide all necessary supplies and equipment
5. Contain an acknowledgment that the parent/guardian understands that he/she may terminate the consent for the administration of the medication or for otherwise assisting the student in the administration of medication at any time

In addition to the requirements in items #1-5 above, if a parent/guardian has requested that his/her child be allowed to carry and self-administer prescription auto-injectable epinephrine or prescription inhaled asthma medication, the parent/guardian's written statement shall: (Education Code 49423, 49423.1)

1. Consent to the self-administration
2. Release the district and school personnel from civil liability if the student suffers an adverse reaction as a result of self-administering the medication

In addition to the requirements in items #1-5 above, if a parent/guardian wishes to designate an individual who is not an employee of the district to administer medication to his/her child, the parent/guardian's written statement shall clearly identify the individual and shall state:

1. The individual's willingness to accept the designation
2. That the individual is permitted to be on the school site
3. Any limitations on the individual's authority

Health Care Provider Statement

When any district employee is to administer prescribed medication to a student, or when a student is to be allowed to carry and self-administer auto-injectable epinephrine or prescribed diabetes or asthma medication during school hours, the authorized health care provider's written statement shall include:

1. Clear identification of the student (Education Code 49414.7, 49423, 49423.1; 5 CCR 602, 626)
2. The name of the medication (Education Code 49414.7, 49423, 49423.1; 5 CCR 602, 626)
3. The method, amount, and time schedules by which the medication is to be taken (Education Code 49414.7, 49423, 49423.1; 5 CCR 602, 626)
4. If a parent/guardian has requested that his/her child be allowed to self-administer medication, confirmation that the student is able to self-administer the medication (Education Code 49423, 49423.1; 5 CCR 602)

(cf. 5141.23 - Asthma Management)

(cf. 5141.27 - Food Allergies/Special Dietary Needs)

5. For medication that is to be administered on an as-needed basis, the specific symptoms that would necessitate administration of the medication, allowable frequency for administration, and indications for referral for medical evaluation
6. Possible side effects of the medication
7. Name, address, telephone number, and signature of the student's authorized health care provider

When authorizing a district employee to administer emergency antiseizure medication to a student, the authorized health care provider's written statement shall also include the following: (Education Code 49414.7; 5 CCR 626)

1. Detailed seizure symptoms, including frequency, type, or length of seizures that identify when the administration of the medication becomes necessary
2. Any potential adverse responses by the student and recommended mitigation actions, including when to call emergency services
3. A protocol for observing the student after a seizure, including, but not limited to, whether he/she should rest in the school office or return to his/her class and the length of time he/she should be under direct observation
4. A statement that following a seizure, a school administrator or other staff member shall contact the school nurse and the student's parent/guardian to continue the observation plan

District Responsibilities

The school nurse or other designated school personnel shall:

1. Administer or assist in administering medications in accordance with the authorized health care provider's written statement
2. Accept delivery of medications from parents/guardians and count and record them upon receipt

3. Maintain a list of students needing medication during the school day, including those authorized to self-administer medications, and note on the list the type of medication and the times and dosage to be administered
4. Maintain for each student a medication log which may:
 - a. Specify the student's name, medication, dose, method of administration, time of administration during the regular school day, date(s) on which the student is required to take the medication, and the authorized health care provider's name and contact information
 - b. Contain space for daily recording of the date, time, and amount of medication administered, and the signature of the individual administering the medication
5. Maintain for each student a medication record which may include the authorized health care provider's written statement, the parent/guardian's written statement, the medication log, and any other written documentation related to the administration of medication to the student
6. Ensure that student confidentiality is appropriately maintained (*cf. 5125 - Student Records*)
7. Coordinate and, as appropriate, ensure the administration of medication during field trips and other school-related activities

(*cf. 5148.2 - Before/After School Programs*)

(*cf. 6145.2 - Athletic Competition*)

(*cf. 6153 - School-Sponsored Trips*)

8. Report to a student's parent/guardian and the site administrator any refusal by the student to take his/her medication
9. Keep all medication to be administered by the district in a locked drawer or cabinet
10. As needed, communicate with a student's authorized health care provider and/or pharmacist regarding the medication and its effects
11. Counsel other designated school personnel regarding the possible effects of a medication on a student's physical, intellectual, and social behavior, as well as possible behavioral signs and symptoms of adverse side effects, omission, or overdose
12. Ensure that any unused, discontinued, or outdated medication is returned to the student's parent/guardian at the end of the school year or, if the medication cannot be returned, dispose of it in accordance with state laws and local ordinances
13. Provide immediate medical assistance if needed and report to the site administrator, the student's parent/guardian, and, if necessary, the student's authorized health care provider any instance when a medication is not administered properly, including administration of the wrong medication or failure to administer the medication in accordance with authorized health care provider's written statement

Additional Requirements for Management of Epileptic Seizures

In addition to applicable provisions in the sections above, the Superintendent/Principal or designee shall make arrangements for assisting students with epilepsy who may suffer a seizure at school. Such arrangements shall include the following: (Education Code 49414.7; 5 CCR 620-627)

1. Whenever a parent/guardian requests that a nonmedical district employee be trained to provide emergency medical assistance to his/her child, notification to the parent/guardian that the child may qualify for services or accommodations pursuant to 20 USC 1400-1482, the Individuals with Disabilities Education Act (IDEA), or 29 USC 794, Section 504 of the federal Rehabilitation Act of 1973 (Section 504).

(cf. 6164.4 - Identification and Evaluation of Individuals for Special Education)
(cf. 6164.6 - Identification and Education Under Section 504)

The Superintendent/Principal or designee shall assist the parent/guardian to explore that option and shall encourage him/her to adopt the option if the student is determined to be eligible for such service or accommodation.

2. The creation of an individualized health plan, seizure action plan, or other appropriate health plan designed to acknowledge and prepare for the student's health care needs in school, if his/her parent/guardian refuses to have him/her assessed for services or accommodations under IDEA or Section 504.

(cf. 6159 - Individualized Education Program)

3. The distribution of an electronic notice to school staff no more than twice per school year, for each student whose parent/guardian has requested provision of emergency medical assistance pursuant to Education Code 49414.7. The notice shall be in bold print and, in accordance with Education Code 49414.7, shall contain a description of the request for a volunteer school employee, the training that such volunteer school employee will receive, the voluntary nature of the program, and the timelines for the volunteer school employee to rescind his/her offer.

If no employee volunteers to administer emergency antiseizure medication to a student, the Superintendent/Principal or designee shall again notify the student's parent/guardian of the option to have the student assessed for services and accommodations under IDEA or Section 504.

4. An assurance that any employee who volunteers to administer an emergency antiseizure medication shall receive from a licensed health care professional the training specified in 5 CCR 623 before administering such medication.

When a trained employee has not administered an emergency antiseizure medication to a student within two years after completing the training and a student who may need the administration of an emergency antiseizure medication is enrolled in the school, the employee shall be retrained in order to retain the ability to administer an emergency antiseizure medication.

5. An assurance that any training provided for district employees who volunteer to administer emergency antiseizure medication to students shall include, but is not limited to:
 - a. Recognition and treatment of different types of seizures

- b. Administration of an emergency antiseizure medication
- c. Basic emergency follow-up procedures, including, but not limited to, a requirement for the Superintendent/Principal or designee to call the emergency 911 telephone number and to contact the student's parent/guardian, but not necessarily to transport the student to an emergency room
- d. Techniques and procedures to ensure student privacy

(cf. 5022 - Student and Family Privacy Rights)

- 6. A process for notifying the credentialed school nurse, or the Superintendent/Principal or designee as applicable, whenever an employee administers an emergency antiseizure medication to a student at a school site.

- 7. Supervision of volunteer school employees by a licensed health care professional, in accordance with 5 CCR 627.

Emergency Medication for Opioid Overdose

The district may elect to make emergency naloxone hydrochloride or another opioid antagonist available at schools for the purpose of providing emergency medical aid to persons suffering, or reasonably believed to be suffering, from an opioid overdose. In determining whether to make this medication available, the Superintendent or designee shall evaluate the emergency medical response time to the school and determine whether initiating emergency medical services is an acceptable alternative to providing an opioid antagonist and training personnel to administer the medication. (Education Code 49414.3)

When available at the school site, the school nurse shall provide emergency naloxone hydrochloride or another opioid antagonist for emergency medical aid to any person exhibiting potentially life-threatening symptoms of an opioid overdose at school or a school activity. Other designated personnel who have volunteered and have received training may administer such medication when a school nurse or physician is unavailable, and shall only administer the medication by nasal spray or auto-injector. (Education Code 49414.3)

At least once per school year, the Superintendent or designee shall distribute to all staff a notice requesting volunteers to be trained to administer naloxone hydrochloride or another opioid antagonist, describing the training that the volunteer will receive, and explaining the right of the volunteer to rescind the offer to volunteer at any time, including after receiving training. The notice shall also include a statement that no benefit will be granted to or withheld from any employee based on the offer to volunteer and that there will be no retaliation against any employee for rescinding the offer to volunteer. (Education Code 49414.3)

The principal or designee may designate one or more volunteer employees to receive initial and annual refresher training, based on standards adopted by the SPI, regarding the storage and emergency use of naloxone hydrochloride or another opioid antagonist. The training shall be provided at no cost to the employee, conducted during regular working hours, and be provided by a school nurse or other qualified person designated by an authorizing physician and surgeon. Written materials provided during the training shall be retained at the school for reference. (Education Code 49414.3)

Training regarding the administration of an opioid antagonist must include the following:

1. Techniques for recognizing symptoms of an opioid overdose;
2. Standards and procedures for the storage, restocking, and emergency use of an opioid antagonist;
3. Basic emergency follow-up procedures, including, but not limited to, a requirement for the school or charter school administrator or, if the administrator is not available, another school staff member to call the emergency 911 telephone number and to contact the pupil's parent or guardian;
4. Recommendations on the necessity of instruction and certification in cardiopulmonary resuscitation; and
- 4.5. Written materials that includes the above-referenced information for volunteers to keep. (Education Code 49414.3)

A school nurse, other qualified supervisor of health, or, if the district does not have a qualified supervisor of health, a district administrator shall obtain a prescription for naloxone hydrochloride or another opioid antagonist for each school from an authorized physician and surgeon. Such prescription may be filled by local or mail order pharmacies or manufacturers. (Education Code 49414.3)

If the medication is used, the school nurse, other qualified supervisor of health, or district administrator, as applicable, shall restock the medication as soon as reasonably possible, but no later than two weeks after it is used. In addition, the medication shall be restocked before its expiration date. (Education Code 49414.3)

Notwithstanding any other law, a person who is trained per the standards above and administers an opioid antagonist, in good faith and not for compensation, to a person who appears to be experiencing an opioid overdose shall not be subject to professional review, be liable in a civil action, or be subject to criminal prosecution for his or her acts or omissions in administering the an opioid antagonist -- unless in a case of gross negligence or willful and wanton misconduct. (Education Code 49414.3)

The district shall ensure that each employee who volunteers under this policy will be provided defense and indemnification by the district for any and all civil liability, in accordance with, but not limited to, that provided in Division 3.6 (commencing with Section 810) of Title 1 of the Government Code. (Education Code 49414.3).

Information regarding defense and indemnification provided by the district for any and all civil liability for volunteers administering naloxone hydrochloride or another opioid antagonist for emergency aid shall be provided to each volunteer and retained in the employee's personnel file. (Education Code 49414.3)

A school may accept gifts, grants, and donations from any source for the support of the school in carrying out the requirements of Education Code 49414.3, including, but not limited to, the acceptance of the naloxone hydrochloride or another opioid antagonist from a manufacturer or wholesaler. (Education Code 49414.3)

The Superintendent or designee shall maintain records regarding the acquisition and disposition of naloxone hydrochloride or another opioid antagonist for a period of three years from the date the records were created. (Business and Professions Code 4119.8)

SEQUOIA UNION ELEMENTARY SCHOOL DISTRICT
Lemon Cove, CA.

Regulation: approved: ~~(6/15)~~ February 9, 2023



7. OTHER ACTION ITEMS: 7.11 Superintendent Salary Increase Proposal



SEQUOIA UNION | ELEMENTARY SCHOOL

Mr. Ken Horn
Superintendent/Principal

Sequoia Union Elementary School District Superintendent-Principal, Ken Horn

2022-2023 Bargaining Proposal

To

Sequoia Union Elementary School District, Board of Trustees

Current Contract is a 3-year Contract that is in the 3rd year as of the 2022-23 school year. This contract, upon a Satisfactory evaluation in Year 3, will automatically roll into a 4th year for the 2023-24 school year.

Current Base Salary: \$147,252.00

C.O.L.A. provided to Staff from 2020-21 to 2022-23:

20-21: 2.3%

21-22: 2.5%

22-23: 6.65%

Total: 11.45%

PLUS: 2.88% 1 Time Payment

Superintendent-Principal Proposal: Superintendent-Principal to receive an 11.45% base salary increase as of July 1, 2022. Superintendent-Principal to receive a 1 Time Payment of 2.88% (\$4,726.45) upon approval of this proposal by the Board of Trustees. Base Salary increase to \$164,113.00, which will be the base salary of a second 3-year contract to begin on July 1, 2024 and expire June 30, 2027. The new 3-year contract would automatically roll into a 4th year upon a Satisfactory evaluation in Year 3. This new contract will be created in the 2023-24 school year, will be reviewed, and must be voted on in Open Session at a Board Meeting in order to take effect. All aspects of the current contract remain.

Small School, Big Heart

**23958 AVE 324/P.O. BOX 44260
LEMON COVE, CA 93244-4260**

**PHONE: 559-564-2106
FAX 559-564-2136**